

GreenPower:

Unpacking the costs and comparability of offers



June 2022



St Vincent de Paul Society
good works



Disclaimer

The energy offers, tariffs and bill calculations presented in this report should be used as a general guide only and should not be relied upon. The information provided in this report is not an appropriate substitute for obtaining an offer from an energy retailer. The information presented in this report is not provided as financial advice. While we have taken great care to ensure accuracy of the information provided in this report, it is suitable for use only as a research and advocacy tool. We do not accept any legal responsibility for errors or inaccuracies. The St Vincent de Paul Society and Alvis Consulting Pty Ltd do not accept liability for any action taken based on the information provided in this report or for any loss, economic or otherwise, suffered as a result of reliance on the information presented. If you would like to obtain information about energy offers available to you as a customer, go to the Federal Government's website <https://www.energymadeeasy.gov.au>, the Victorian Government's website <https://compare.energy.vic.gov.au/> or contact the energy retailers directly.

GreenPower:

Unpacking the costs and comparability of offers

Alvis Consulting Pty Ltd, June 2022



© St Vincent de Paul Society and Alvis Consulting Pty Ltd

This work is copyright. Apart from any use permitted under the Copyright Act 1968 (Ctw), no parts may be adapted, reproduced, copied, stored, distributed, published or put to commercial use without prior written permission from the St Vincent de Paul Society.

Contact: Gavin Dufty

Manager, Social Policy Unit Victoria

St Vincent de Paul Society

Phone: (03) 98955816 or 0439 357 129



Table of Contents

KEY FINDINGS	3
<u>1. INTRODUCTION.....</u>	5
1.1 GREENPOWER: HISTORY AND BACKGROUND	5
1.2 TYPES OF GP OFFERS	6
1.3 METHODOLOGY AND ASSUMPTIONS.....	7
<u>2. INTERSTATE COMPARISON</u>	7
<u>3. COMPARISON OF RETAIL OFFERS BY STATE</u>	10
3.1 100% GP	10
3.2 50% GP.....	18
3.3 10% GP	20
<u>4. OTHER GREEN PRODUCTS AND CREDENTIALS</u>	23
4.1 CARBON NEUTRALITY	23
4.2 HYDRO-ELECTRIC POWER	24
4.3 CONSUMER ENERGY RESOURCES	25
4.4 GREEN CREDENTIALS.....	25
<u>5. IDENTIFYING AND UNDERSTANDING GP OFFER TYPES.....</u>	26
<u>APPENDIX A: RANKING OF GP OFFERS BY NETWORK.....</u>	29
<u>APPENDIX B: LIST OF GP OFFERS INCLUDED IN ANALYSIS</u>	40

Key Findings

- For offers with 100% GreenPower, the average annual bill is lowest in Victoria (\$1,835) and highest in South Australia (\$2,395).¹ See section 2.
- The average c/kWh charge for GP is 4.20c in Victoria, 4.84c in NSW and Queensland, and 4.96c in South Australia. It should be noted that the relatively small changes in average c/kWh charges between the states reflects the fact that retailers do not vary their GreenPower charges across states or networks as they do with other pricing components. Instead, the difference in averages reflects the number and mix of retailers in each state (rather than differences in the pricing). See section 2.
- The maximum price-spreads (i.e. the difference between lowest and highest offers) demonstrates that substantial savings can be made in all states by shopping around for GreenPower. See section 3.1.
- As expected, the average non-GreenPower offer is lower than the average 100% GreenPower offer in all states. However, the lowest GreenPower offers can be very competitively priced and can even produce lower annual bills than many non-GreenPower offers. See section 3.1.
- Origin Energy's extra charge of 2.8 c/kWh for GreenPower is the lowest while Dodo Power and Gas' charge of 9.9 c/kWh is the highest. The c/kWh rate charged by all retailers in all states falls within the 4 – 8c range that GreenPower cites as the expected retail price of GreenPower, except for Dodo Power and Gas' offer.² See section 3.1.
- The analysis also found that 50% GreenPower offers do not necessarily produce lower annual bills than 100% GreenPower offers as follows:
 - In Victoria 5 of 6 50% GreenPower offers are more expensive than the best 100% GreenPower offer.
 - In NSW 2 of 6 50% GreenPower offers are more expensive than the best 100% GreenPower offer.
 - In Queensland 4 of 6 50% GreenPower offers are more expensive than the best 100% GreenPower offer.
 - In South Australia 4 of 6 50% GreenPower offers are more expensive than the best 100% GreenPower offer. See section 3.2.
- In regards to offers with 10% GreenPower, the analysis shows that the average annual bill with 10% GreenPower is lower than the average non-GreenPower bill in all jurisdictions except Victoria. See section 3.3.
- The research also found that 10% GreenPower offers do not always produce lower annual bills than 100% GreenPower offers. In Victoria and South Australia, for

¹ Based on market offers as of April 2022 (single rate) and an annual consumption of 6,000 kWh.

² <https://www.greenpower.gov.au/get-greenpower/how-much-does-greenpower-cost> [accessed 19/5/22].

example, half of the 10% GreenPower offers are more expensive than the best 100% GreenPower offer. See section 3.3.

- In addition to GreenPower there are several other green products/aspects offered by electricity retailers. Section 4 provides some examples of these products/aspects as well as how retailers otherwise seek to establish their green credentials among consumers. These examples demonstrate that there is a lot of complex and competing information for consumers to understand in order to compare and assess a potential electricity retailer's green credentials. See section 4.
- Of the retailers offering GreenPower, nine also offer consumers the opportunity to carbon offset the electricity they use. This is offered either as a green alternative to GreenPower or in combination with it. These offers take a variety of forms, and are communicated differently, depending on the retailer. See section 4.1.
- The different GreenPower offer types used by retailers, and the way they are articulated on Fact Sheets/Product Information Statements, pose a series of challenges for consumers looking to readily compare offers or even determine what the actual cost of GreenPower on certain offers is. See section 5.
- There appears to be an increasing appetite in the community to be part of the 'green shift', and this has potentially been amplified by recent extreme weather events. As GreenPower is one of the most accessible ways fixed- and low-income households, as well as tenants, can seek to reduce the environmental impact of their electricity consumption, we believe that GreenPower offers should be readily identifiable and the costs easily comparable. The analysis presented in this report suggests that there is significant opportunity for improvement in this respect. See section 5.

1. Introduction

Purchasing GreenPower is one of the few options available to electricity consumers that wish to participate in the 'green shift' if they do not have the ability to invest in more capital-intensive approaches such as rooftop solar or purchasing more energy efficient appliances. While GreenPower options are marketed by most retailers and highlighted by Government run comparison sites, there is limited knowledge about the actual cost of GreenPower and how to compare the various product offerings available. This is despite the retail offerings varying significantly both in terms of price and the amount of GreenPower included. This project compares the cost of various GreenPower products in NSW, Victoria, Queensland and South Australia and aims to assist consumers to make an informed choice when navigating various green electricity offers and when deciding whether to take up a GreenPower offer specifically.

In recent years there has been a growing range of residential green energy practices available to consumers. These have primarily been through, among others, the installation of rooftop solar panels, solar hot water systems, more energy efficient construction and appliances as well as batteries to store self-generated electricity. However not all households can participate in this 'green shift' via capital expenditure, whether it be due to living in rental accommodation or general affordability issues. GreenPower retail offers, in which customers can purchase a proportion of their usage in renewable electricity, therefore remain one of the most accessible green energy practices.

1.1 GreenPower: history and background

The Australian GreenPower scheme was initiated in 1997 by the Sustainable Energy Development Authority (SEDA) and was designed in consultation with the energy industry and various non-governmental environment and consumer focused organisations. The GreenPower scheme is administered on behalf of the National GreenPower Steering Group (which includes state and territory government representatives) by the NSW Office of Energy and Climate Change.³

The GreenPower scheme works by sourcing renewable electricity, so-called GreenPower (GP), from accredited generators built after 1997 which "have a minimal impact on the environment and excludes any native forest biomass".⁴ These generators create GreenPower Large-scale Generation-Certificates (LGCs), each representing one megawatt of electricity. Customers then purchase GP from retailers accredited by GreenPower to purchase and surrender GreenPower LGCs. Retailers are audited annually by GreenPower to ensure compliance with the scheme.

From a consumer perspective, it should be noted that because all power is drawn from the grid it is not possible to supply GP to specific homes. Therefore, taking up a GP retail offer does not mean consumers will access GP directly but rather that the relevant retailer will

³ <https://www.greenpower.gov.au/about-greenpower/who-we-are> [accessed 16/5/22].

⁴ <https://www.greenpower.gov.au/about-greenpower/how-greenpower-works> 16/5/22

purchase the amount of GP required for general distribution into the grid, thereby lowering its purchase of non-renewable electricity proportionately.

Consumer take up of GP has declined significantly over the past decade. In 2010 there were approximately 780,000 residential customers purchasing GP, however by 2020 this had dropped to approximately 180,000: a decline of almost 80%.⁵ The number of GP products available to residential consumers did not change over this period, and more than twenty retailers (the majority) continue to offer a variety of GP plans along with other green-oriented products such as carbon offsets. Certain retailers also heavily emphasise their green credentials in marketing activity, while comparison sites such as Energy Made Easy and Victorian Energy Compare highlight whether products include GreenPower options or not. As such, GreenPower options continue to be something consumers are expected to consider when choosing electricity products.

1.2 Types of GP offers

GP is sold as a percentage of total electricity consumption. It is currently possible to purchase 10%, 20%, 25%, 50%, 75% or 100% of total annual electricity usage as GP, depending on the specific retailer, and a small number of retailers also allow consumers to nominate a percentage.

There are currently four different type of GP offers available, each of which has a different pricing structure. For the purposes of this report, we have labelled them Types A through D and they are defined as follows:

- Type A: The base tariff is inclusive of GP as a percentage of total usage.
- Type B: GP as a percentage of total usage is purchasable for a fixed weekly rate.
- Type C: GP as a percentage of total usage is purchasable for a c/kWh rate, charged on all usage.
- Type D: GP as a percentage of total usage is purchasable for a c/kWh rate, charged on the percentage of usage purchased as GP only.

Of these, Type C and D are the most common. Type A is the third most common and Type B is only available from AGL and Origin Energy on a small number of offers. The complexities and challenges in identifying the types and comparing the costs are highlighted in section 5 below.

⁵ Based on a comparison of GreenPower's 2010 and 2020 annual audit reports. These are available on the GreenPower website: <https://www.greenpower.gov.au/about-greenpower/audits-and-reports/annual-audits> [accessed 16/3/22]

1.3 Methodology and assumptions

In order to calculate and compare GP prices both between and within states, this report adopts the following methods and assumptions:

- Retail GP and non-GP offers are current as of April 2022 (single rate tariffs only).
- For the main analysis presented in this report, we compare offers available in one capital city network for each state (AusGrid, Citipower, Energex and SA Power Networks). However, all network areas are subject to comparison in Appendix A.
- The lowest GP offer of each type from each retailer (both GP and non-GP) have been selected for comparison. Where retailers have multiple offers differentiated only by incentives (i.e. not price), just one of these was retained for the analysis. See Appendix B for the full list of retail GP offers included in this analysis.
- Offers with 100% GP, the most common offer, form the basis for the interstate comparison in section 2. The state-based analysis in section 3 covers the three most common GP offers: 100%, 50% and 10% offers.
- For the interstate comparison in section 2, we have assumed 6,000 kWh in annual usage for each state so as to provide the clearest contrast in GP pricing. For the state-based analysis in section 3, we have assumed annual consumption to be 7,200 kWh in NSW, 4,800 kWh in Victoria, 8,000 kWh in Queensland and 6,000 kWh in South Australia as these amounts are more representative of actual average usage in each state.⁶
- In both interstate and state-based analysis annual bills are calculated inclusive of an offer's guaranteed discounts.
- Based on the above usage assumptions, annual bills have been calculated for each GP offer to make them readily comparable and, where possible, to extrapolate a c/kWh price. Type A offers have been excluded from the latter analysis as GP is included in the base tariff, however they can still be compared on an annual bill basis.
- All prices cited are inclusive of GST.

2. Interstate comparison

This section compares the average 100% GP offers in Victoria, New South Wales, Queensland and South Australia, based on an annual consumption of 6,000 kWh. It also calculates the average extra annual cost of 100% GP and the average c/kWh extra charges levied by retailers.

Chart 1 compares the average annual bill with 100% GP in Victoria, New South Wales, Queensland and South Australia. 100% GP is the most common offer and is available from 14 – 18 retailers in each state. These offers are a mix of Type A, B, C and D, but are mostly Type C. Victoria has the lowest average annual bill of \$1,835 while South Australia has the highest average bill of \$2,395. The maximum price-spread between the states is \$560.

⁶ These consumption levels are consistent with those used for the Vinnies' Tariff-Tracking project.

Chart 1 Average annual bill with 100% GP

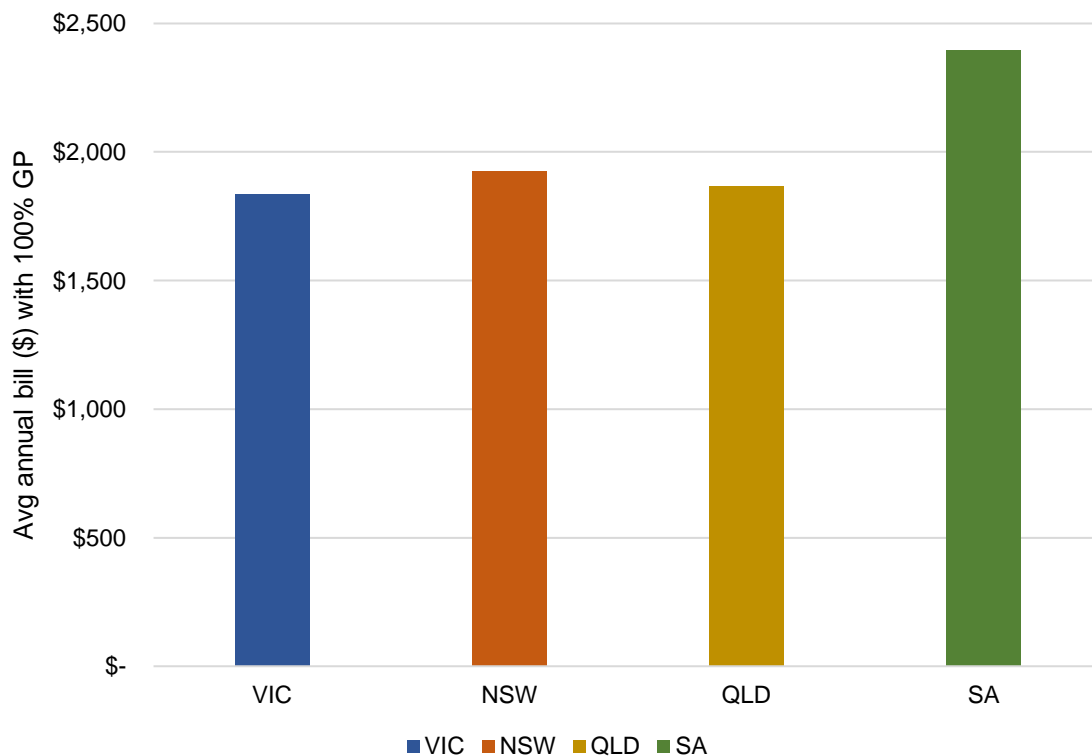


Chart 2 compares the average extra annual cost of 100% GP (i.e. the average extra cost retailers that offer 100% GP charge in addition to their base offer price) in Victoria, New South Wales, Queensland and South Australia. Chart 3 compares the average extra c/kWh charge for 100% GP in these states. The lowest average annual extra cost is \$252 in Victoria and the highest is \$298 in South Australia. The average c/kWh charge is 4.20c in Victoria, 4.84c in NSW and Queensland, and 4.96c in South Australia.

Chart 2 Average annual extra cost of 100% GP

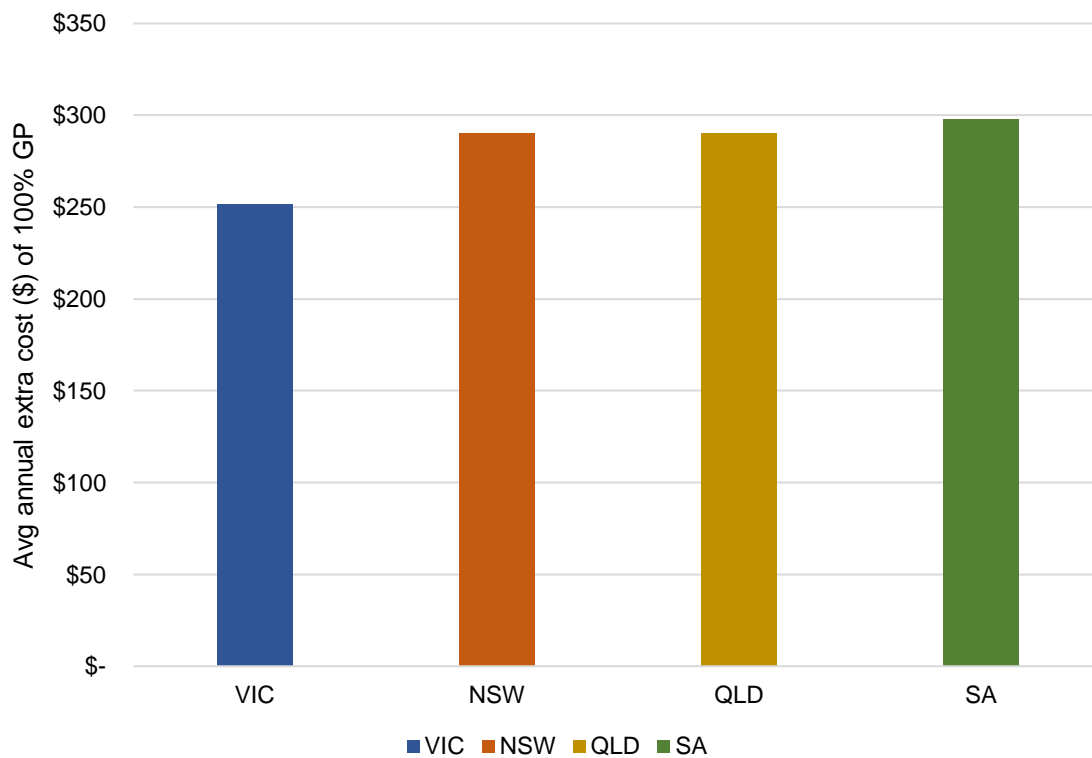
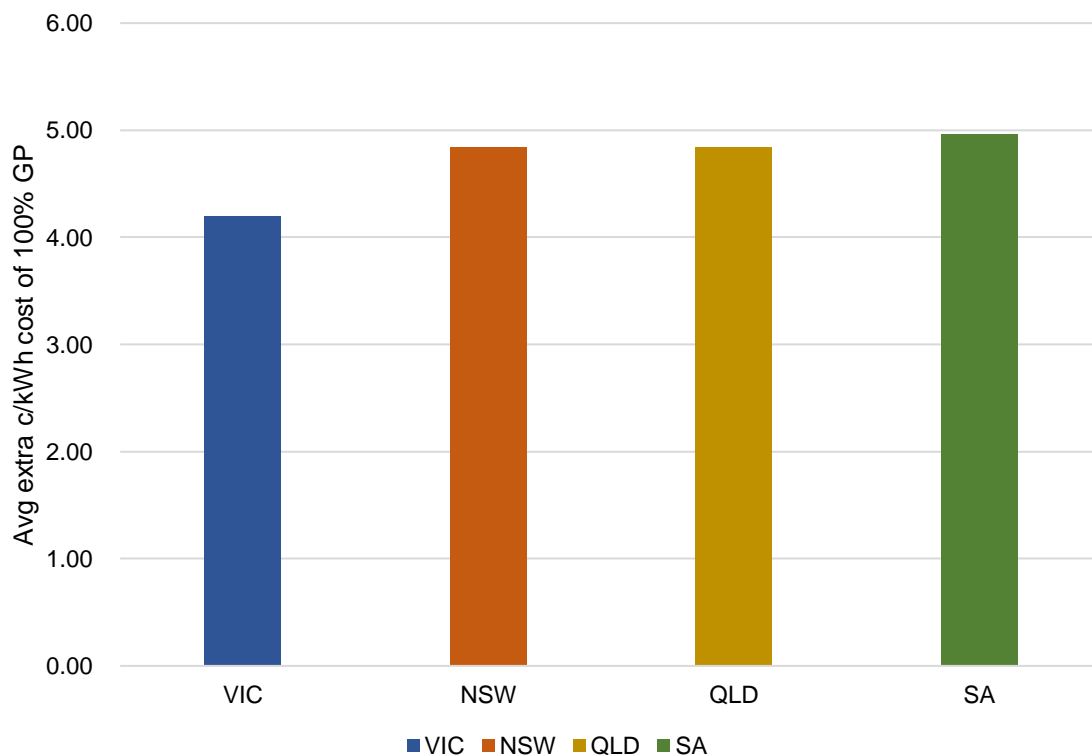


Chart 3 Average extra c/kWh cost of 100% GP



It should be noted that the relatively small changes in average extra annual costs and c/kWh charges between states reflects the fact that retailers do not vary their GP charges across states or networks as they do with other pricing components. Instead, the differences in averages charted here reflects the number and mix of retailers in each state rather than

differences in the pricing. See the individual state analysis in Section 3 for more detailed comparison of individual retailers' extra charges for GP.

3. Comparison of retail offers by state

This section compares the best GP offers by each retailer in Victoria, New South Wales, Queensland and South Australia based on representative average consumption levels.⁷ This analysis focuses on the three most common GP offers: 100%, 50% and 10% of total usage. For 100% GP offers the analysis models average annual bills with and without 100% GP to determine the most competitive GP offers and how competitive GP offers are with non-GP offers.⁸ It also calculates the extra annual cost of 100% GP and the c/kWh extra charges levied by retailers so the different offer types are readily comparable. For the 50% and 10% offers the analysis models average annual bills with and without GP to determine the most competitive offers, while also comparing the cost of these GP increments to non-GP offers and that of 100% GP.

3.1 100% GP

Charts 4 – 7 below compare the annual bills produced by retailers' 100% GP offers in Victoria, New South Wales, Queensland and South Australia with the average annual 100% GP and non-GP bill in those states. The maximum price-spreads (i.e. the difference between lowest and highest offers) demonstrate that substantial savings can be made in all states by shopping around for GP. The lowest and highest offers are as follows:

- Victoria: ReAmped Energy has the lowest offer (\$1,293) and Dodo Power and Gas the highest (\$1,813). The maximum price-spread is \$521.
- NSW: Tango Energy has the lowest offer (\$1,990) and GloBird Energy the highest (\$2,906). The maximum price-spread is \$916.
- Queensland: Origin Energy has the lowest offer (\$2,026) and GloBird Energy the highest (\$3,210). The maximum price-spread is \$1,185.
- South Australia: ReAmped Energy has the lowest offer (\$2,046) and Dodo Power and Gas the highest (\$2,910). The maximum price-spread is \$864.

These charts also indicate that the average non-GP offer is lower in all states, typically by several hundred dollars.

⁷ Annual consumption of 4,800 kWh in Victoria, 7,200 kWh in NSW, 8,000 kWh in Queensland and 6,000 kWh in South Australia.

⁸ By most competitive we mean the lowest priced offer for this consumption level.

Chart 4 Victoria (Citipower) Annual bills with 100% GP, average annual bill with 100% GP and average annual non-GP bill, 4,800 kWh/annum.

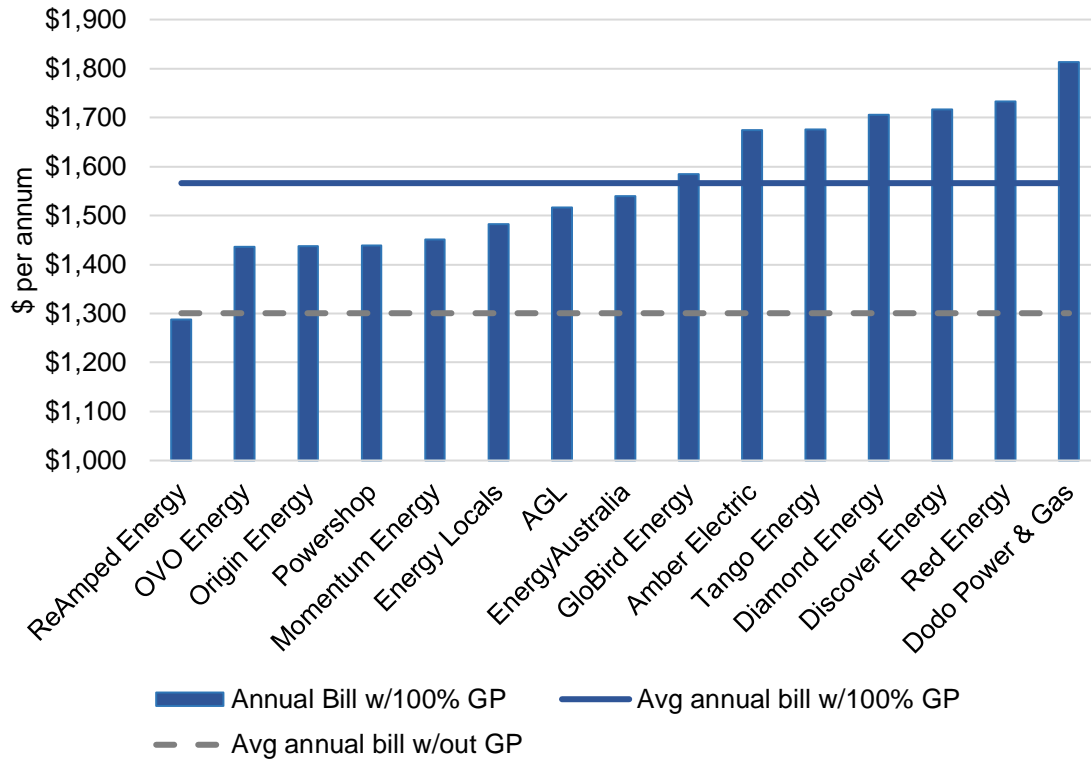


Chart 5 NSW (AusGrid) Annual bills with 100% GP, average annual bill with 100% GP and average annual non-GP bill, 7,200 kWh/annum.

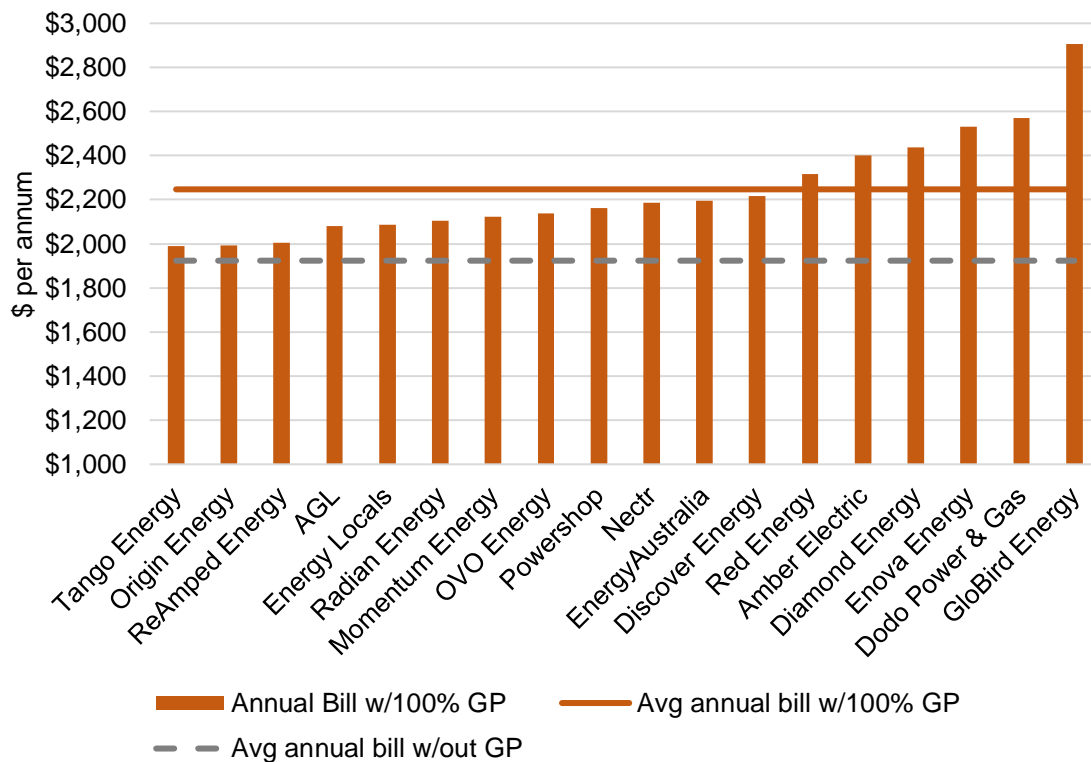


Chart 6 Queensland (Energex) Annual bills with 100% GP, average annual bill with 100% GP and average annual non-GP bill, 8,000 kWh/annum.

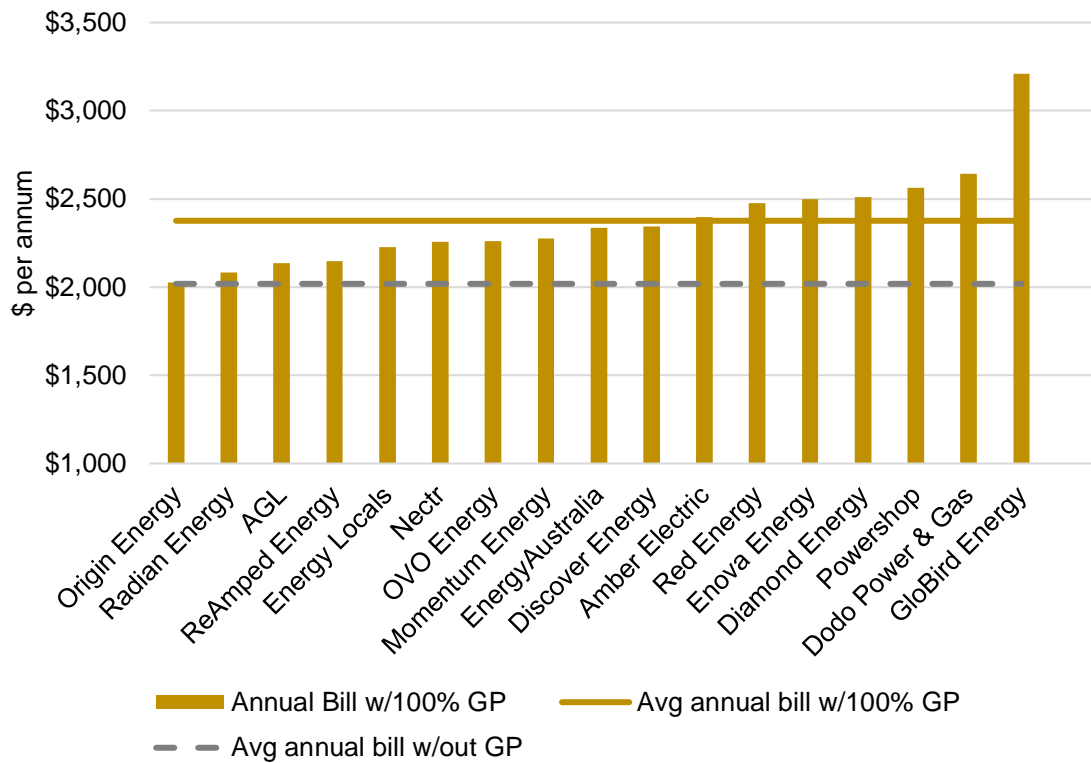
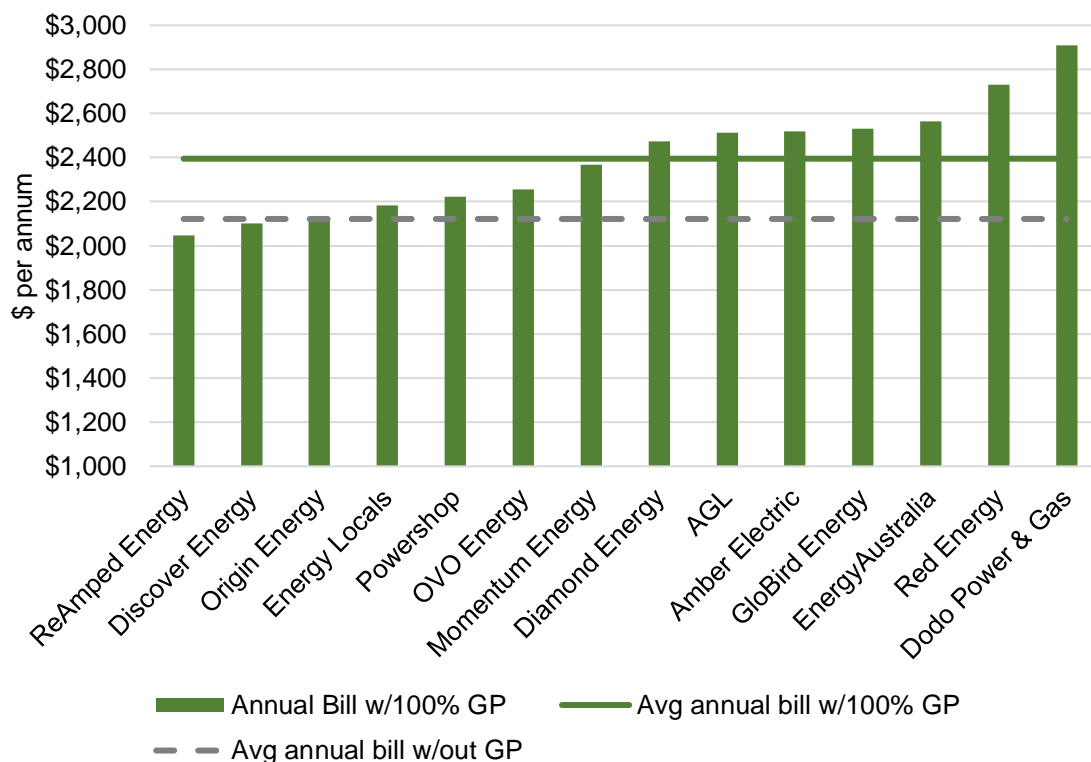


Chart 7 South Australia (SAPN) Annual bills with 100% GP, average annual bill with 100% GP and average annual non-GP bill, 6,000 kWh/annum.



The analysis also found that while non-GP offers produce a lower average annual bill, the lowest GP offers are nonetheless competitive to varying degrees and can produce lower annual bills than many non-GP offers:

- In Victoria 14 of the 23 retailers’ best non-GP offers (more than half) produce higher annual bills than ReAmped Energy’s 100% GP offer.
- In NSW 8 of the 34 retailers’ best non-GP offers (almost one quarter) produce higher annual bills than Tango Energy’s 100% GP offer.
- In Queensland 10 of the 34 retailers’ best non-GP offers (almost one third) produce higher annual bills than Origin Energy’s 100% GP offer.
- In South Australia 16 of the 23 retailers’ best non-GP offers (the majority) produce higher annual bills than ReAmped Energy’s 100% GP offer.

Charts 8-11 below compare the annual extra cost each retailer charges for 100% GP (i.e. in addition to their base offer price) with the average annual extra cost of 100% GP in each state.

Chart 8 Victoria (Citipower), Annual extra cost of 100% GP by retailer and average annual extra cost of 100% GP, 4,800 kWh/annum

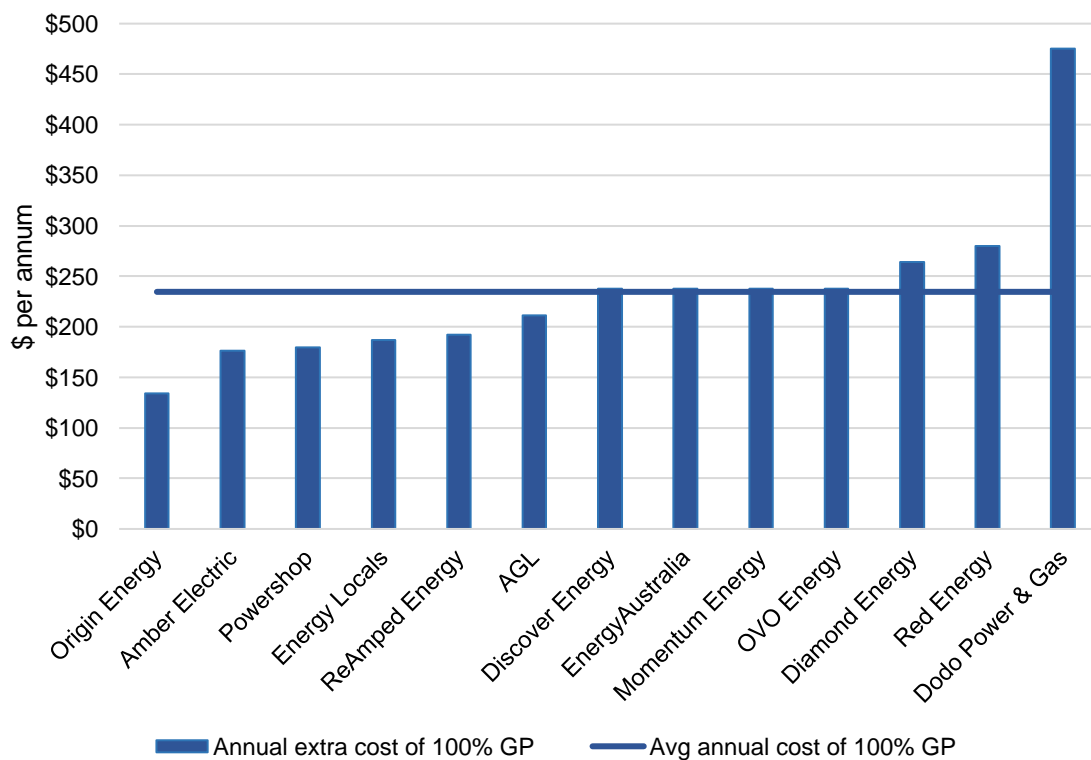


Chart 9 NSW (AusGrid), Annual extra cost of 100% GP by retailer and average annual extra cost of 100% GP, 7,200 kWh/annum

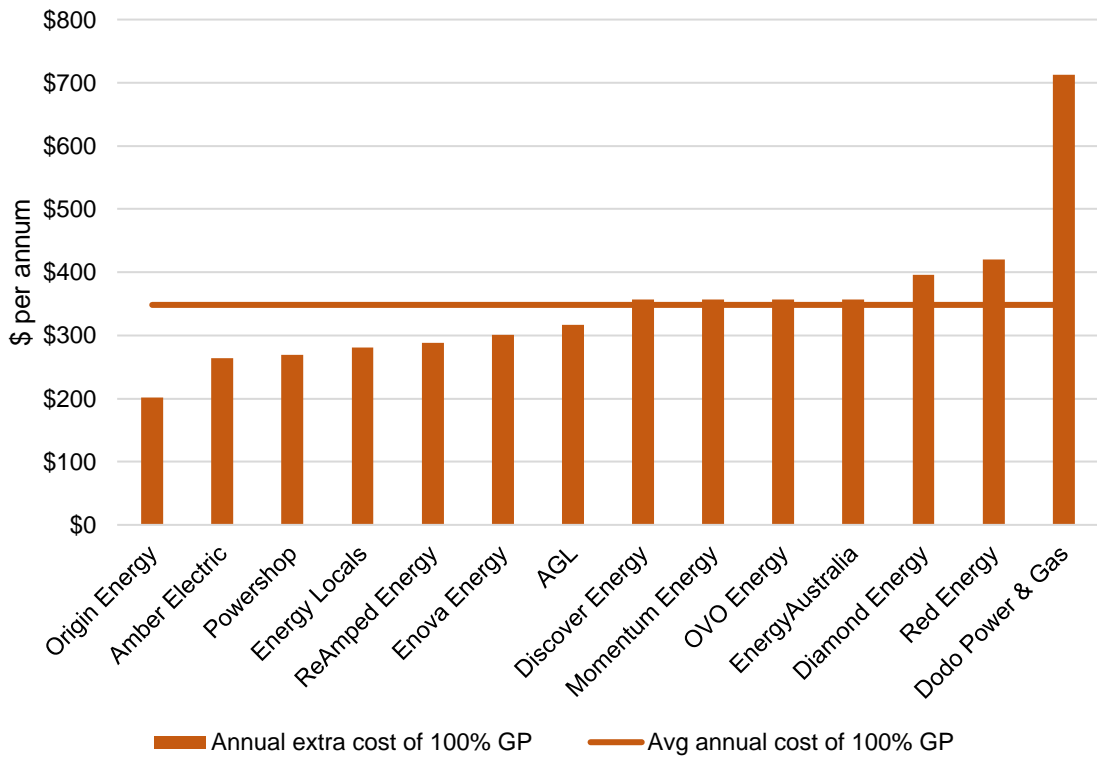


Chart 10 Queensland (Energen), Annual extra cost of 100% GP by retailer and average annual extra cost of 100% GP, 8,000 kWh/annum

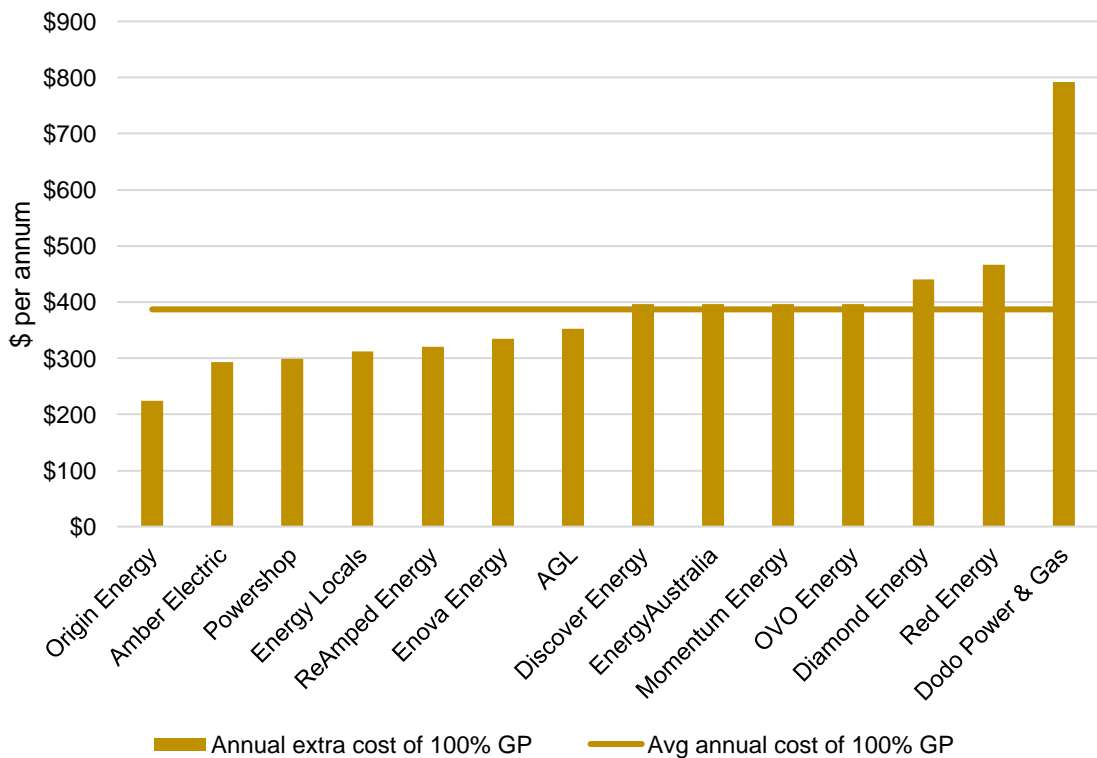
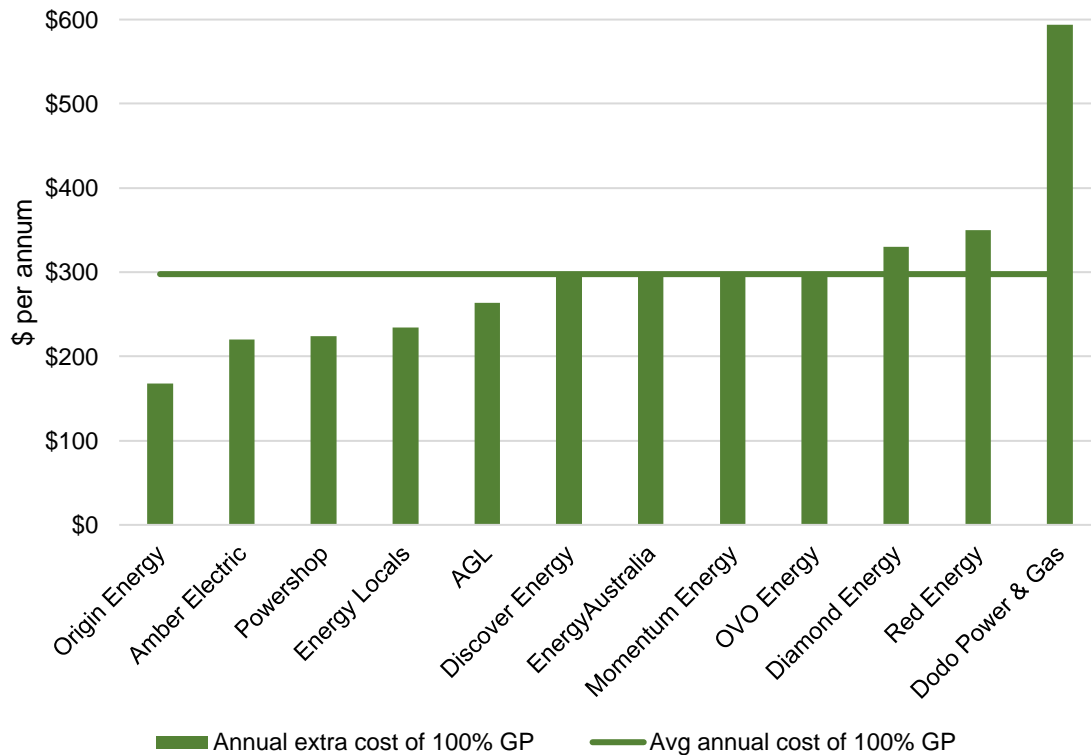


Chart 11 South Australia (SAPN), Annual extra cost of 100% GP by retailer and average annual extra cost of 100% GP, 6,000 kWh/annum



Charts 12-15 compare the average extra c/kWh each retailer charges for 100% GP with the average 100% GP c/kWh rate. As retailers do not vary GP pricing from state to state, the c/kWh remains the same for each retailer in each jurisdiction the offer is made, and thus the extra charge is uniform but dependent on assumed annual consumption levels. Origin Energy’s extra charge of 2.8 c/kWh is the lowest while Dodo Power and Gas’ charge of 9.9 c/kWh is the highest. The c/kWh rate charged by all retailers in all states falls within the 4 – 8c range that GreenPower cites as the expected retail price of GP, except for Dodo Power and Gas’ offer.⁹ Finally, from a consumer perspective it should be noted that lower prices for GP do not translate directly into lower overall 100% GP annual bills when other pricing components are factored in.

⁹ <https://www.greenpower.gov.au/get-greenpower/how-much-does-greenpower-cost> [accessed 19/5/22].

Chart 12 Victoria (Citipower), Extra cost per kWh of 100% GP by retailer and average extra cost per kWh of 100% GP, 4,800 kWh/annum

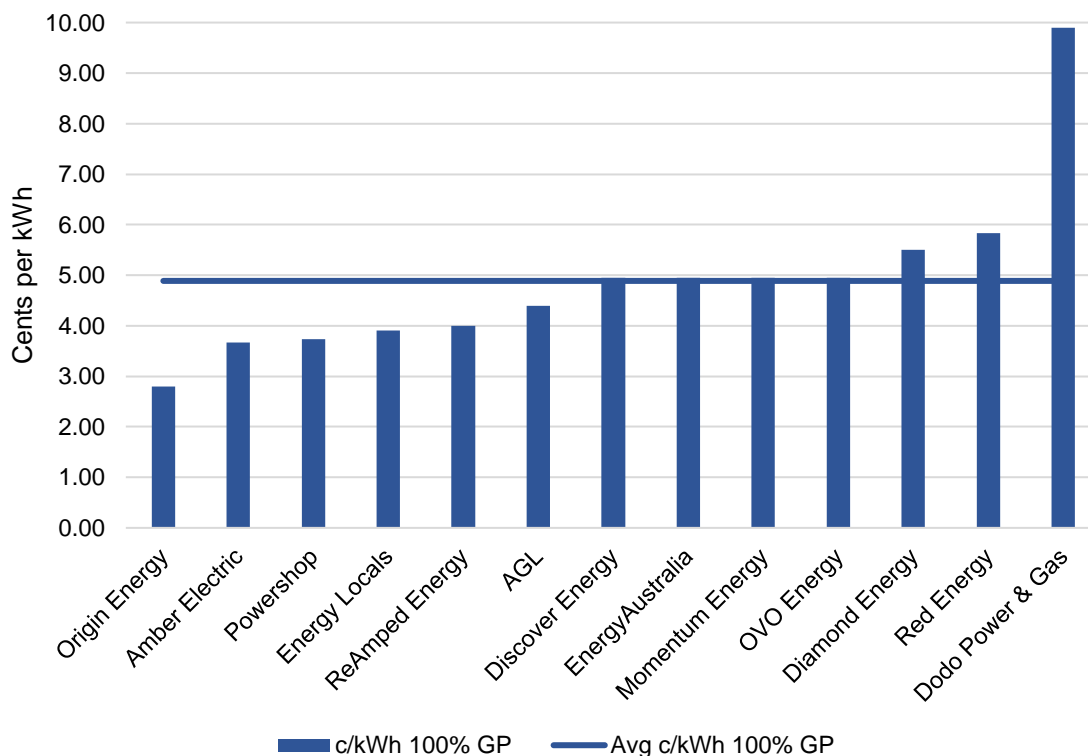


Chart 13 NSW (AusGrid), Extra cost per kWh of 100% GP by retailer and average extra cost per kWh of 100% GP, 7,200 kWh/annum

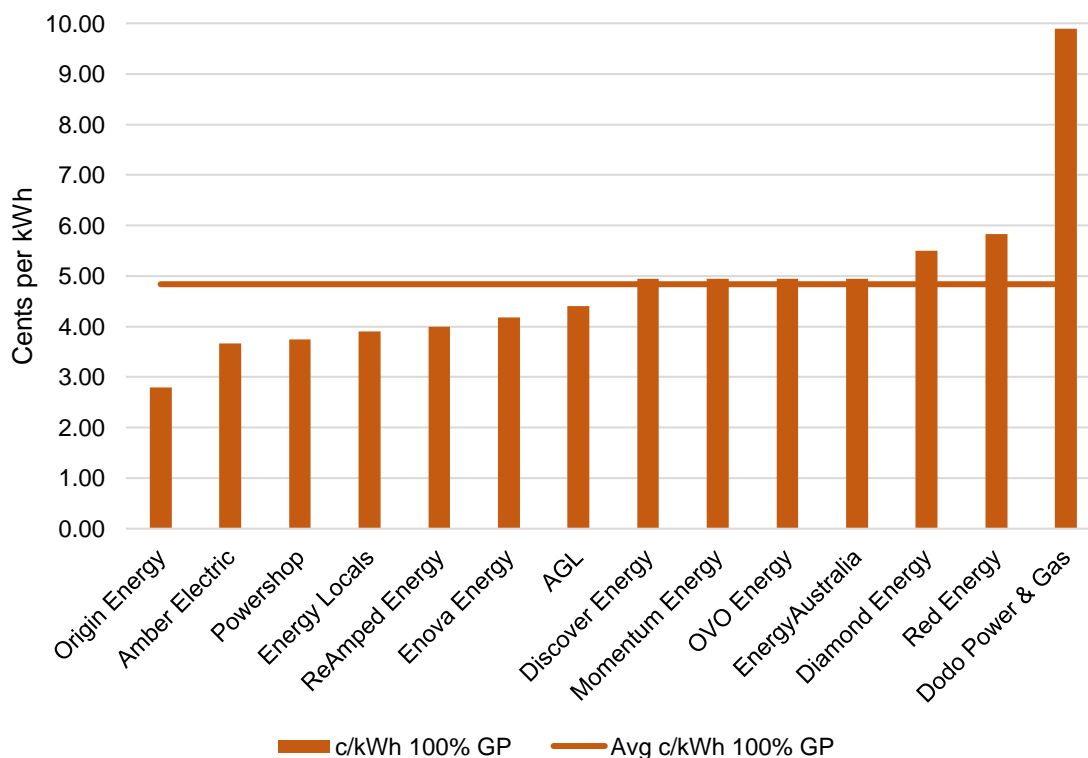


Chart 14 Queensland (Energen), Extra cost per kWh of 100% GP by retailer and average extra cost per kWh of 100% GP, 8,000 kWh/annum

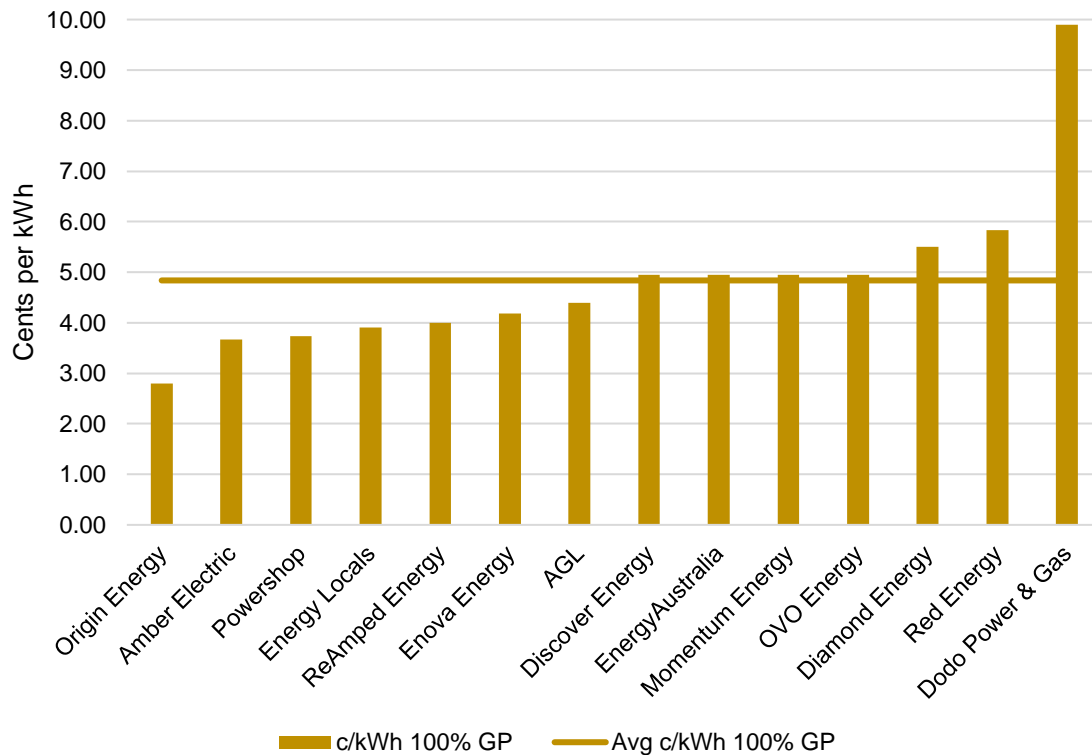
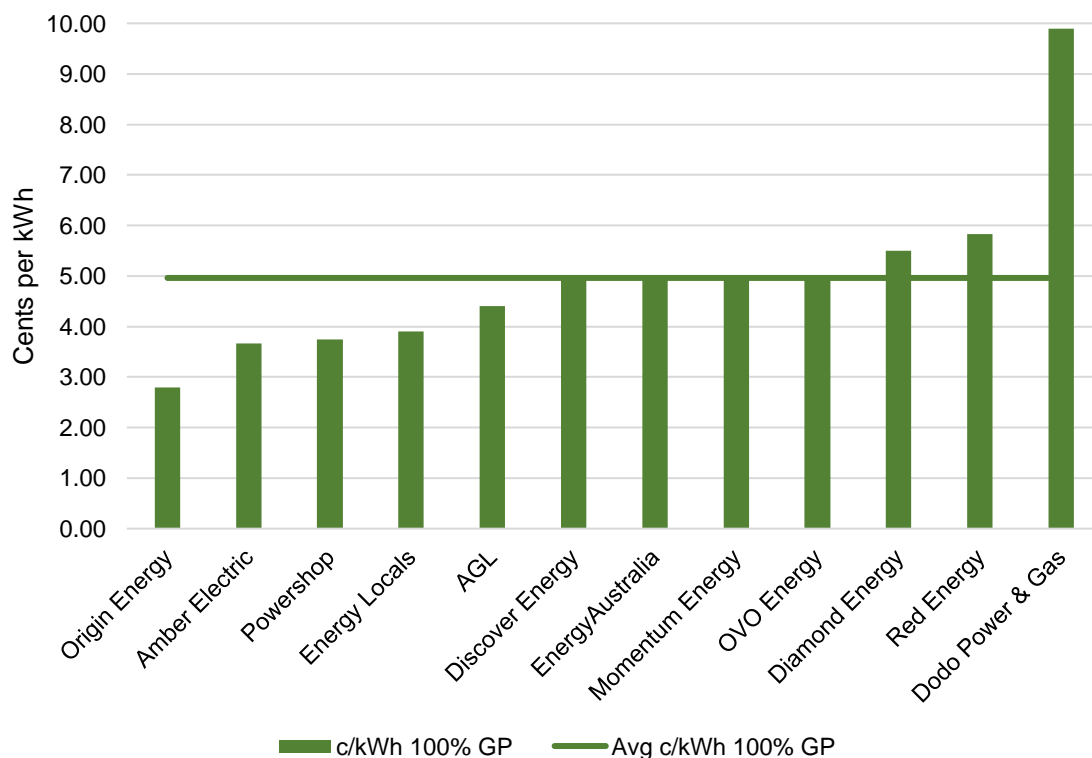


Chart 15 South Australia (SAPN), Extra cost per kWh of 100% GP by retailer and average extra cost per kWh of 100% GP, 6,000 kWh/annum



3.2 50% GP

Charts 16 – 19 below compare the annual bills produced by retailers’ 50% GP offers in Victoria, New South Wales, Queensland and South Australia with the average annual 50% GP and non-GP bill in those states. The lowest and highest offers, as well as the maximum price-spreads are as follows:

- Victoria: ReAmped Energy has the lowest offer (\$1,192) and Diamond Energy the highest (\$1,573). The maximum price-spread is \$381.
- NSW: ReAmped Energy has the lowest offer (\$1,862) and Origin Energy the highest (\$2,214). The maximum price-spread is \$353.
- Queensland: Origin Energy has the lowest offer (\$1,914) and Powershop the highest (\$2,414). The maximum price-spread is \$500.
- South Australia: ReAmped Energy has the lowest offer (\$1,926) and Diamond Energy the highest (\$2,310). The maximum price-spread is \$384.

These charts also indicate that the average annual bill with 50% GP is marginally higher than the average non-GP annual bill in all states except South Australia, where it is \$12 lower.

Chart 16 Victoria (Citipower) Annual bills with 50% GP, average annual bill with 50% GP and average annual non-GP bill, 4,800 kWh/annum.

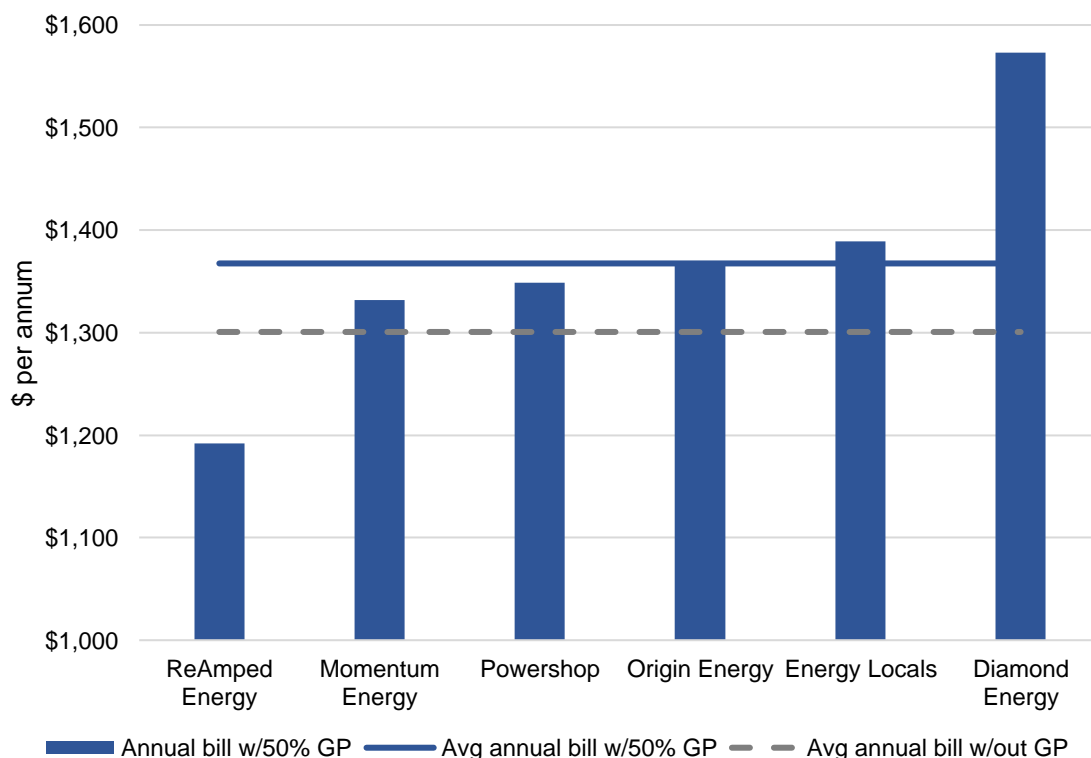


Chart 17 NSW (AusGrid) Annual bills with 50% GP, average annual bill with 50% GP and average annual non-GP bill, 7,200 kWh/annum.

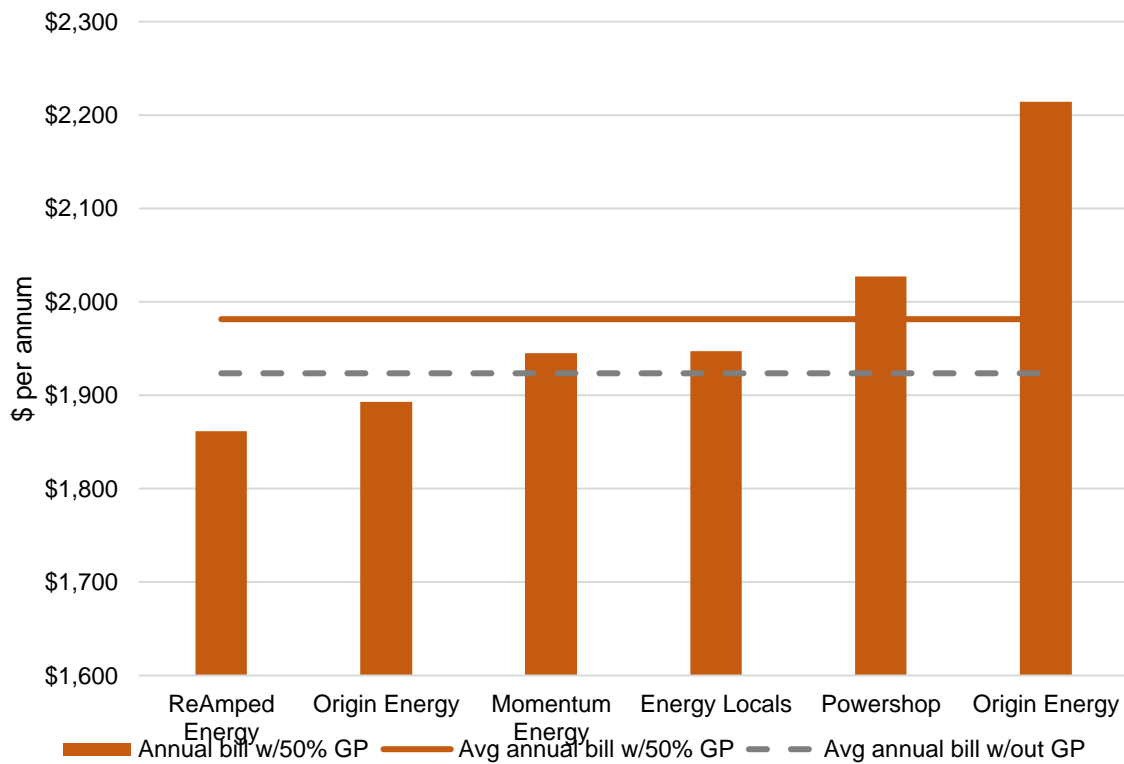


Chart 18 Queensland (Energen) Annual bills with 50% GP, average annual bill with 50% GP and average annual non-GP bill, 8,000 kWh/annum.

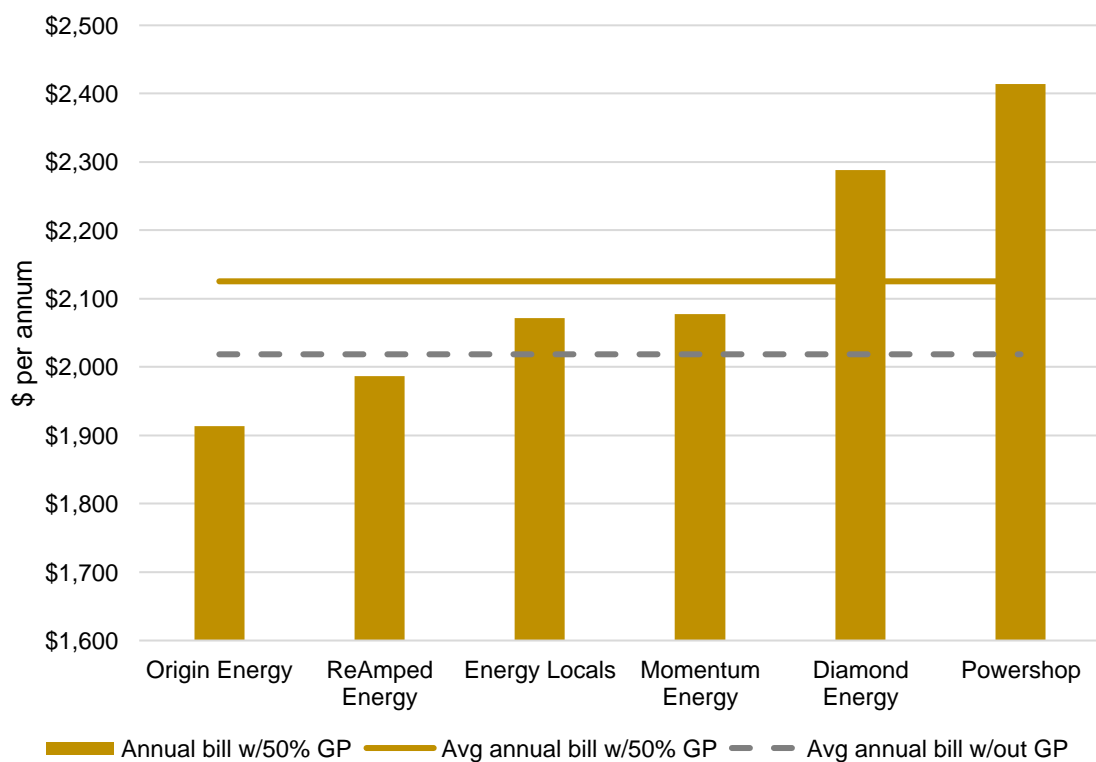
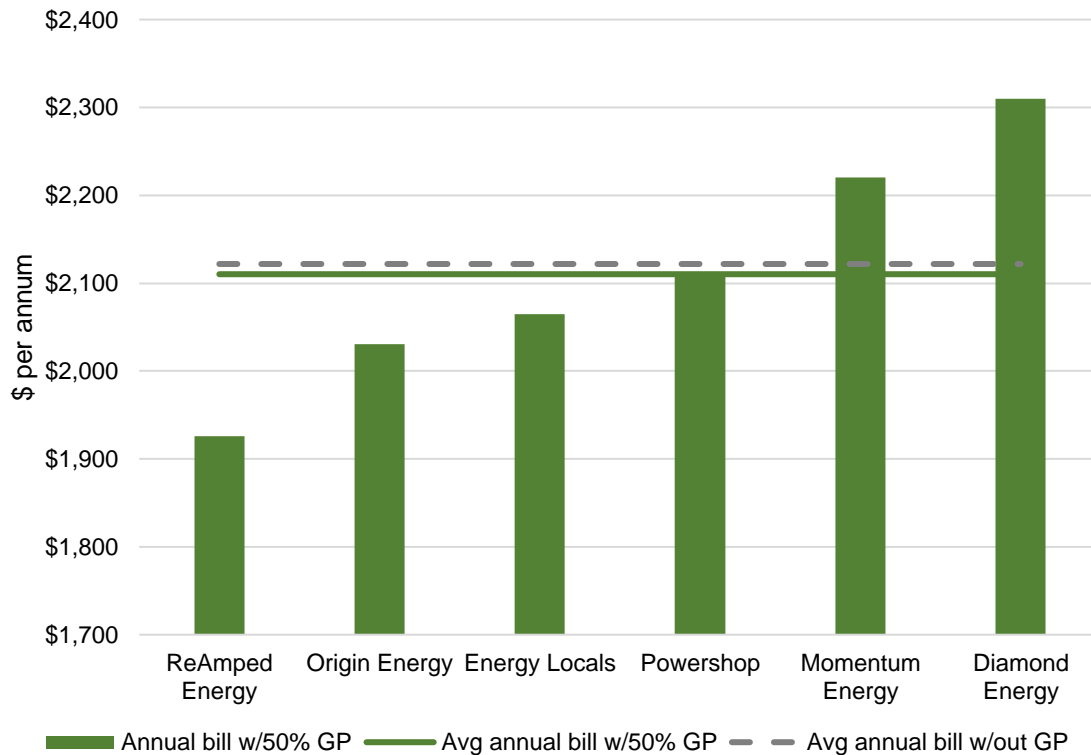


Chart 19 South Australia (SAPN) Annual bills with 50% GP, average annual bill with 50% GP and average annual non-GP bill, 6,000 kWh/annum.



The analysis also found that 50% GP offers do not necessarily produce lower annual bills than 100% GP offers as follows:

- In Victoria 5 of 6 50% GP offers are more expensive than the best 100% GP offer.
- In NSW 2 of 6 50% GP offers are more expensive than the best 100% GP offer.
- In Queensland 4 of 6 50% GP offers are more expensive than the best 100% GP offer.
- In South Australia 4 of 6 50% GP offers are more expensive than the best 100% GP offer.

3.3 10% GP

Charts 20-23 below compare the annual bills produced by retailers' 10% GP offers in Victoria, New South Wales, Queensland and South Australia with the average annual 10% GP and non-GP bill in those states. The lowest and highest offers, as well as the maximum price-spreads, are as follows:

- Victoria: Lumo Energy has the lowest offer (\$1,190) and Discover Energy the highest (\$1,503). The maximum price-spread is \$313.¹⁰

¹⁰ For the purpose of this analysis we have classified Lumo's offer as a Type D offer because it puts its GP price in line with the other retailers. However, their Fact sheet/Product Information Statement could easily be read as a Type C offer. As a Type D offer the GP price is 6.6 c/kWh while as a Type C offer it would have been 66 c/kWh. See section 5 for further discussion of this issue.

- NSW: OVO Energy has the lowest offer (\$1,783) and Dodo Power and Gas the highest (\$1,929). The maximum price-spread is \$146.
- Queensland: OVO Energy has the lowest offer (\$1,866) and Powershop the highest (\$2,294). The maximum price-spread is \$428.
- South Australia: Discover Energy has the lowest offer (\$1,835) and Dodo Power and Gas the highest (\$2,375). The maximum price-spread is \$540.

These charts also indicates that the average annual bill with 10% GP is lower than the average non-GP bill in NSW, Queensland and South Australia, indicating that many 10% GP offers are competitive with and/or lower than non-GP offers.

Chart 20 Victoria (Citipower) Annual bills with 10% GP, average annual bill with 10% GP and average annual non-GP bill, 4,800 kWh/annum.

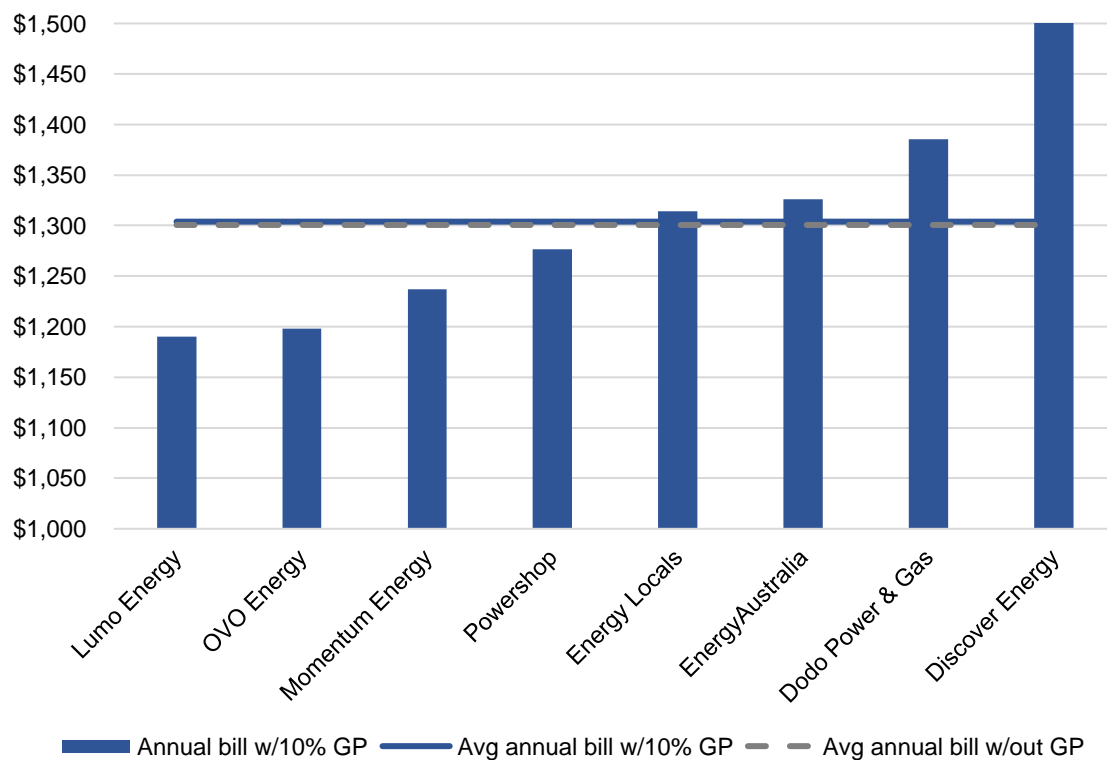


Chart 21 NSW (AusGrid) Annual bills with 10% GP, average annual bill with 10% GP and average annual non-GP bill, 7,200 kWh/annum.

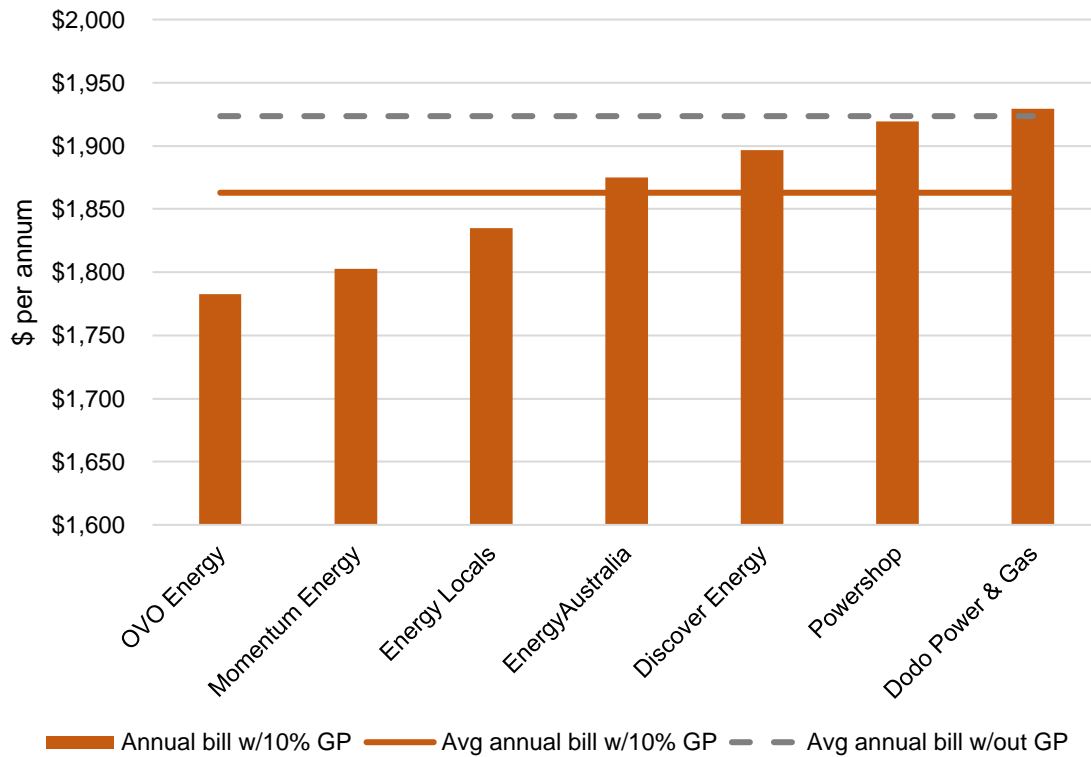


Chart 22 Queensland (Energex) Annual bills with 10% GP, average annual bill with 10% GP and average annual non-GP bill, 8,000 kWh/annum.

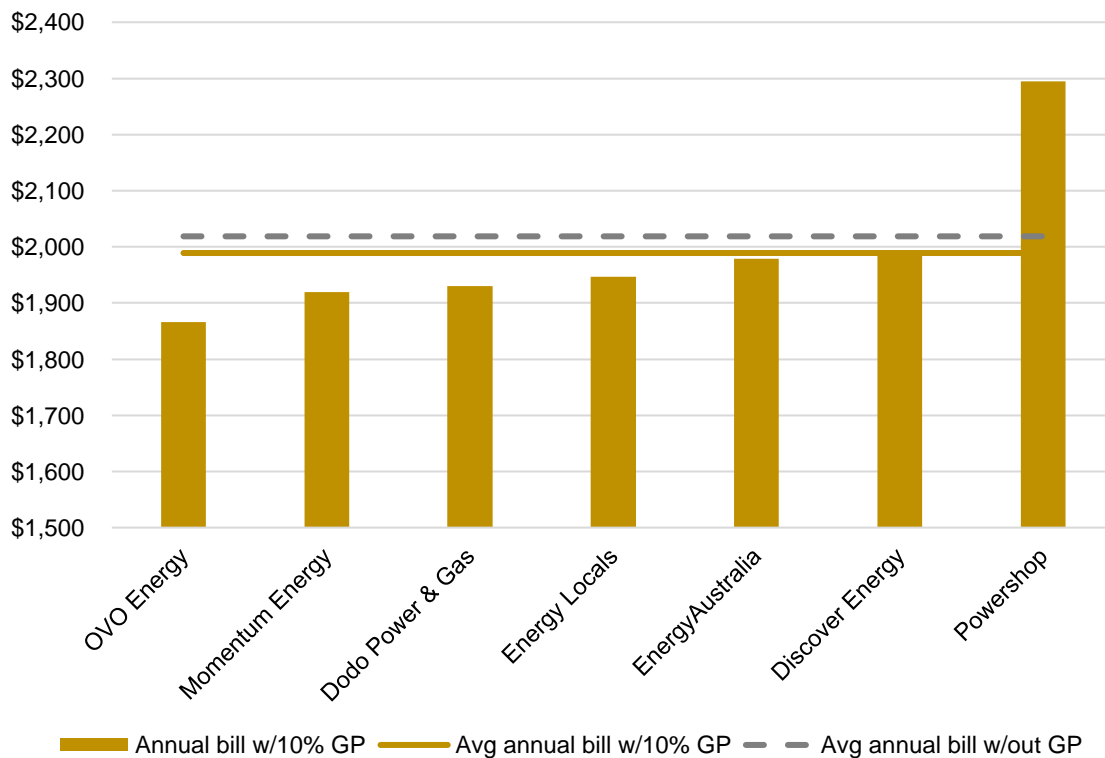
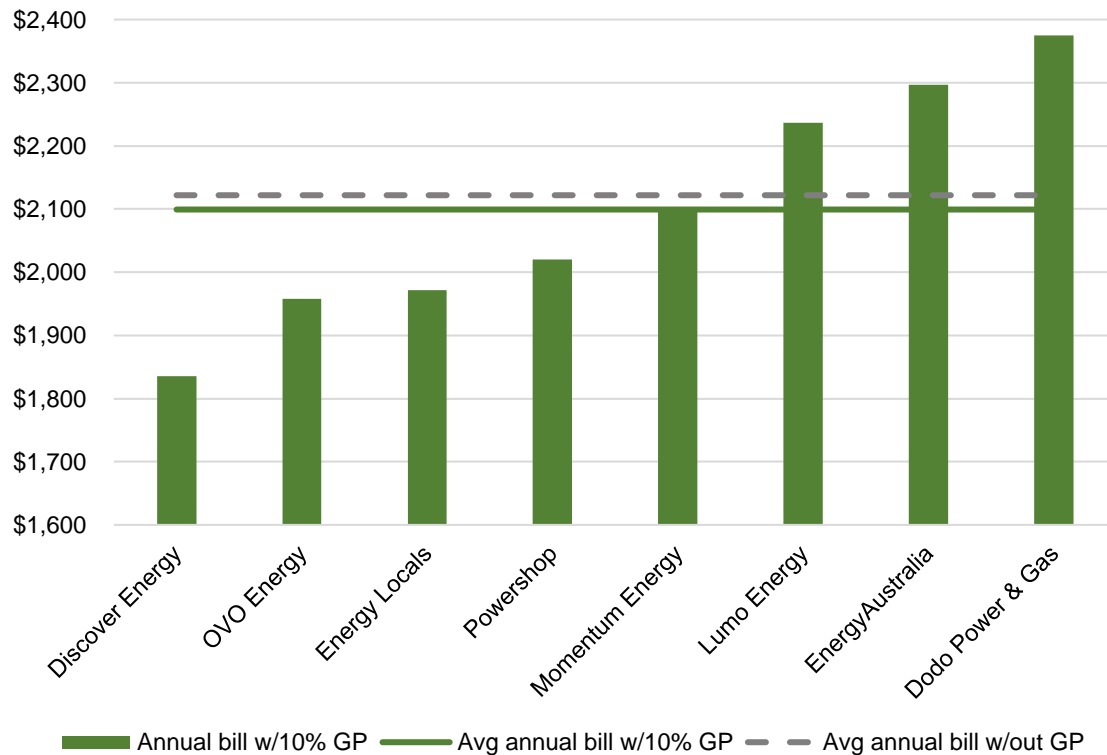


Chart 23 South Australia (SAPN) Annual bills with 10% GP, average annual bill with 10% GP and average annual non-GP bill, 6,000 kWh/annum.



The research also found that 10% GP offers do not always produce lower annual bills than 100% GP offers. In Victoria and South Australia, for example, half of the 10% GP offers are more expensive than the best 100% GP offer.

4. Other green products and credentials

In addition to GP there are several other green products/aspects offered by electricity retailers. This section provides some examples of these products/aspects as well as how retailers otherwise seek to establish their green credentials among consumers. These examples demonstrate that there is a lot of complex and competing information for consumers to understand in order to compare and assess a potential electricity retailer’s green credentials.

4.1 Carbon neutrality

Of the retailers offering GP, nine also offer consumers the opportunity to carbon offset the electricity they use. This is offered either as a green alternative to GP or in combination with it (although why consumers or retailers would offset 100% GP plans is unclear). These offers take a variety of forms, and are communicated differently, depending on the retailer. For example, some retailers charge for carbon offsets while others include it in the base plan at no extra cost; some require consumers to opt-in (either at or post sign-up) while others include it automatically (for example, Energy Australia provides it for free but consumers must opt-in); some provide an offset option on all offers while others restrict it to specific offers only; and some include these carbon neutral options on their Fact Sheets/Product

Information Statements while others promote it only via their website and/or marketing and/or during the sign-up process. See Table 1 below for a summary of the various carbon offset offers.

Table 1 Key features of retailers’ carbon offset offers

Retailer	Annual Cost	Opt-in?	Available on all offers?	Info on Fact Sheet?
AGL	\$52	Yes	Yes	No
Energy Australia	\$0	Yes	Yes	No
Energy Locals	\$0	No	Yes	No
GloBird Energy	\$0	No	No	Yes
Nectr	\$0	No	No	Yes
Origin Energy	\$78	Yes	Yes	Yes
OVO Energy	\$0	No	Yes	Yes
Powershop Energy	\$0	No	Yes	Yes
Radian Energy	\$0	No	Yes	Yes

It should be noted that the degree to which retailers document and substantiate their specific carbon offset projects on their websites varies significantly, and it would be difficult for most potential customers to compare their relative merits without investing substantial effort.

Finally, the environmental limitations of carbon offsetting are also highlighted by some retailers (e.g. Amber Electric, ReAmped Energy and Diamond Energy) who market themselves on the basis they do not need to offset as all of their electricity is renewable.

4.2 Hydro-electric power

A smaller number of retailers also market non-GP accredited renewable hydro-electricity as a green alternative to accredited-GP, or in combination with it. These retailers, including Red Energy, Lumo Energy, Tango Energy and Momentum Energy, are all owned by hydro-electricity companies. (Australian hydro-electricity generators are not included in the GP scheme as GreenPower only accredits infrastructure built after 1997). The degree to which these retailers market hydro-electricity’s green credentials varies significantly, as does their respective undertakings as to how much of their electricity is actually sourced from their parent companies. For example, Red Energy (owned by Snowy Hydro), which is relatively restrained in marketing its green credentials, promotes the infrastructure and capacity of the Snowy Mountains Scheme on its website but without specifying what percentage, if any, of its electricity is sourced directly from it. On the other hand, Momentum Energy promotes itself as “one of Australia’s greenest power companies”.¹¹ While it’s “renewable promise” suggests a more concrete connection between hydro-electric generation and retail than Red Energy does, its undertaking that “however much electricity you use, we’ll make sure that

¹¹ <https://www.momentumenergy.com.au> [accessed 6/5/22].

enough renewable energy is produced each year to cover it” still leaves the precise provenance of its electricity ambiguous.¹²

4.3 Consumer Energy Resources

Consumer Energy Resources (CERs), such as apps, have for some time been used to allow customers to act on real time or forecast energy market information, most commonly to access lower pricing. These are now also being applied to renewables. Amber Electric, for example, promotes an app that forecasts the amount of renewable power in the grid as a percentage of total supply. With this information Amber Electric claims customers can time their electricity consumption to obtain more direct access to renewable power than that provided under the GP scheme, with the potential of driving their renewable consumption above 100% in the process.¹³ Assessing the efficacy of technology such as Amber Electric’s app is beyond the scope of this report.

4.4 Green credentials

Aside from the above products, there are several other practices by which retailers seek to establish green credentials. Some retailers emphasise this in their marketing more than others, with Amber Electric, Diamond Energy, Energy Locals, Enova Energy, Momentum Energy, Nectr, Powershop and Radian Energy among those positioning themselves most emphatically as green.

- *Green ownership models*

Retailers including Energy Locals and Nectr, for example, cite their ownership or financial backing by large renewable investment companies (Quinbrook Infrastructure Partners and Hanwha Energy respectively) as enabling better environmental outcomes. Enova Energy, on the other hand, cites its community shareholder structure and social enterprise status as underwriting its green practices.

- *Other corporate renewable practices*

Retailers also commonly cite other corporate renewable and citizenship practices adjacent to or enabled by their retail activities. This might include retailer initiatives such as renewable generation (e.g. Diamond Energy); investing in industry renewable capacity (e.g. AGL); technological innovation (Discover Energy); operational carbon neutral certification (e.g. Powershop); the use of GP in corporate offices (e.g. Origin Energy) and/or voluntary surcharges on electricity offers that are directed to environmental causes (e.g. Powershop). Again, the substantiation and impact of these activities would be complicated for consumers to determine and beyond the scope of this report to assess.

¹² <https://www.momentumenergy.com.au/why-us/renewable-energy> [accessed 6/5/22].

¹³ <https://help.amber.com.au/hc/en-us/articles/360044527232-How-can-you-have-over-100-renewables-> Accessed 6/5/22.

5. Identifying and understanding GP offer types

The different GP offer types used by retailers, and the way they are articulated on Fact Sheets/Product Information Statements, pose a series of challenges for consumers looking to readily compare offers or even determine what the actual cost of GP on certain offers is.

As outlined in section 1 there four GP offer types and for the for the purposes of this report we have labelled them Types A through D. They are defined as follows:

- Type A: The base tariff is inclusive of GP as a percentage of total usage.
- Type B: GP as a percentage of total usage is purchasable for a fixed weekly rate.
- Type C: GP as a percentage of total usage is purchasable for a c/kWh rate, charged on all usage.
- Type D: GP as a percentage of total usage is purchasable for a c/kWh rate, charged on the percentage of usage purchased as GP only.

While Type A offers notionally include GP in the base cost, some of the retailers' offering this type also have cheaper, non-GP inclusive offers available and it is only by comparing both that the relevant retailers' actual charge for GP becomes apparent. Type B offers, although rare, are arguably the least transparent as the cost of GP is not linked to actual usage but is a flat weekly rate, meaning these tariffs may be better or worse value for different consumers depending on their consumption levels. Type C offers smooth the cost of GP across total usage regardless of the percentage of GP being purchased, which requires some calculation on the consumers' behalf to extrapolate the actual cost if the offer includes less than 100% GP. Type D offers are arguably the most transparent, and the only type that clearly state the actual c/kWh charge for GP (which remains consistent regardless of the percentage of usage it is applied to). Type D offers also typically provide the most options regarding what percentage of usage can be purchased as GP.

Another potential issue for consumers when navigating tariff types is readily identifying which type they are actually signing up to. While types A and B are easily distinguished on retailers' Fact Sheets/Product Information Statements, Types C and D can be worded so similarly it may be difficult for some consumers to differentiate between them. For example, Figure A below is the GP pricing for a Type C offer while Figure B is a Type D offer (identifiable primarily as the price per kWh remains consistent).

Figure A Type C GP pricing (ReAmped Energy, Handshake, Ausgrid network).¹⁴

 **GreenPower**

Usage	Charge	
25%	\$0.01 per unit of usage	25% GreenPower for 1 c/kWh (inc. GST).
50%	\$0.02 per unit of usage	50% GreenPower for 2 c/kWh (inc. GST).
75%	\$0.03 per unit of usage	75% GreenPower for 3 c/kWh (inc. GST).
100%	\$0.04 per unit of usage	100% GreenPower for 4 c/kWh (inc. GST).

Figure B Type D GP pricing (Momentum Energy, Self Serve Electricity, Ausgrid network)¹⁵

 **GreenPower**

Usage	Charge	
100%	\$0.0495 per unit of usage	For an added 4.95 c/kWh incl. GST, you can purchase GreenPower for either 10, 20, 25, 50, 75 or 100% of your usage.

There is also some inconsistency in how pricing is presented even within the same offer type, and Figure C below is the (much clearer) pricing information for another Type D offer with the same GP price as Figure B. However, the reference to GP as “PureEnergy” in this offer may cause further confusion.

Figure C Alternative Type D GP pricing (Energy Australia, Total Plan Home, Ausgrid network)¹⁶

 **GreenPower**

Usage	Charge	
10%	\$0.0495 per unit of usage	PureEnergy 10% = \$0.0495 x (10% x total usage)
20%	\$0.0495 per unit of usage	PureEnergy 20% = \$0.0495 x (20% x total usage)
100%	\$0.0495 per unit of usage	PureEnergy 100% = \$0.0495 per kWh

¹⁴ Accessed 9/5/22.

¹⁵ Accessed 9/5/22.

¹⁶ Accessed 5/5/22.

This issue is exacerbated further when the percentage of GP on offer is less than 100%. For example, Figure D is the GP pricing for Lumo Energy’s Value offer. The wording and fact it only offers one GP option of 10% would indicate it is most likely a Type C offer. In this case it would produce a price of 66c/kWh, easily the most expensive of any retailer and more than 6 times higher than the next most expensive. We have assumed for the purposes of this report that it is instead a Type D offer, in which case it produces a price of 6.6c/kWh, and which makes it the lowest 10% GP offer in Victoria. In this case it would also be the only Type D offer on the market that restricts the GP purchased to 10% of usage and does not offer at least a 100% GP option as well.

Figure D Ambiguous Type C/Type D GP pricing (Lumo Energy, Value, Citipower network)¹⁷

GreenPower options		
When you choose to buy a GreenPower product from an energy retailer, the retailer then invests the additional charge in the renewable energy industry. These purchases are audited by a group of government agencies.		
Option	Description	Price (incl. GST)
10% GreenPower	For an extra 6.6 cents per kWh Lumo will purchase 10% of your consumption from GreenPower accredited sources.	6.60 cents per kWh

Comparison of GP offers is further complicated by the fact some retailers embed multiple offer types in the same offer (for example Origin Energy’s Flexi Rate ePlus applies Type B on its 25% GP option but Type C on the 50% and 100% options). Some also have multiple different GP offers, for example Origin Energy has six GP offers in Victoria and AGL has three, even after a further five were disregarded for this analysis as they were distinguished only by incentive, not price. Most retailers with GP offers, regardless of type, also have non-GP offers with different prices, contract terms and incentives (including different green incentives, as discussed in Section 4).

All of the above means actively engaging with the market for GP and determining which is the best offer for the specific circumstances of an individual consumer can be a reasonably complex and time-consuming task. And finally, it is worth noting that, like all electricity offers, relatively few GP offers provide fixed price contract terms (for example, in Victoria just 9 of 34 GP offers have fixed prices), meaning any or all of the above offer components are subject to change with minimal notice.

There appears to be an increasing appetite in the community to be part of the ‘green shift’, and this has potentially been amplified by recent extreme weather events. As GP is one of the most accessible ways fixed- and low-income households, as well as tenants, can seek to reduce the environmental impact of their electricity consumption, we believe that GP offers should be readily identifiable and the costs easily comparable. The analysis presented in this report suggests that there is significant opportunity for improvement in this respect.

¹⁷ Accessed 28/4/22.

Appendix A: Ranking of GP offers by network

The tables listed in appendix A rank 100%, 50% and 10% GP offers from lowest to highest annual bill in each network area. They also show annual bills for the same offers excluding GP, the annual extra cost of GP as well as the offers' category type (see section 1.2 of report for details about GP types).

Citipower, VIC (4,800 kWh/annum)					
100% GP					
Retailer	Offer	Annual bill w/100% GP	Annual bill w/out GP	Annual extra cost of 100% GP	Type
ReAmped Energy	Handshake	\$1,288	\$1,096	\$192	C
OVO Energy	The One Plan	\$1,436	\$1,198	\$238	C
Origin Energy	Flexi Rate ePlus	\$1,437	\$1,302	\$134	C
Powershop	Carbon Neutral	\$1,438	\$1,259	\$180	D
Momentum Energy	Self Serve	\$1,451	\$1,213	\$238	D
Energy Locals	Online Member	\$1,483	\$1,296	\$187	C
AGL	Value Saver	\$1,517	\$1,305	\$211	C
EnergyAustralia	Total Plan Home	\$1,540	\$1,302	\$238	D
GloBird Energy	GloGreen	\$1,584	\$1,584	\$0	A
Amber Electric	Amber Plan	\$1,674	\$1,498	\$176	C
Tango Energy	Blue	\$1,675	\$1,675	\$0	A
Diamond Energy	Renewable Saver	\$1,705	\$1,441	\$264	C
Discover Energy	Smart Saver	\$1,717	\$1,479	\$238	D
Red Energy	Living Energy Saver	\$1,732	\$1,452	\$280	C
Dodo Power & Gas	Market offer	\$1,813	\$1,338	\$475	C
50% GP					
Retailer	Offer	Annual bill w/50% GP	Annual bill w/out GP	Annual extra cost of 50% GP	Type
ReAmped Energy	Handshake	\$1,192	\$1,096	\$96	C
Momentum Energy	Self Serve	\$1,332	\$1,213	\$119	D
Powershop	Carbon Neutral	\$1,348	\$1,259	\$90	D
Origin Energy	Flexi Rate ePlus	\$1,370	\$1,302	\$67	C
Energy Locals	Online Member	\$1,389	\$1,296	\$94	C
Diamond Energy	Renewable Saver	\$1,573	\$1,441	\$132	C
10% GP					
Retailer	Offer	Annual bill w/10% GP	Annual bill w/out GP	Annual extra cost of 50% GP	Type

Lumo Energy	Value	\$1,190	\$1,159	\$32	D
OVO Energy	The One Plan Green	\$1,198	\$1,198	\$0	A
Momentum Energy	Self Serve	\$1,237	\$1,213	\$24	D
Powershop	Carbon Neutral	\$1,277	\$1,259	\$18	D
Energy Locals	Online Member	\$1,314	\$1,296	\$19	C
EnergyAustralia	Total Plan Home	\$1,326	\$1,302	\$24	D
Dodo Power & Gas	Market offer	\$1,386	\$1,338	\$48	C
Discover Energy	Smart Saver	\$1,503	\$1,479	\$24	D

Powercor, VIC (4,800 kWh/annum)

100% GP

Retailer	Offer	Annual bill w/100% GP	Annual bill w/out GP	Annual extra cost of 100% GP	Type
ReAmped Energy	Handshake	\$1,365	\$1,173	\$192	C
Origin Energy	Home Assist Variable	\$1,510	\$1,375	\$134	C
OVO Energy	The One Plan	\$1,517	\$1,279	\$238	C
Powershop	Carbon Neutral	\$1,525	\$1,345	\$180	D
Energy Locals	Online Member	\$1,534	\$1,346	\$187	C
Momentum Energy	Self Serve	\$1,535	\$1,297	\$238	D
AGL	Value Saver	\$1,589	\$1,378	\$211	C
EnergyAustralia	Total Plan Home	\$1,613	\$1,375	\$238	D
GloBird Energy	GloGreen	\$1,684	\$1,684	\$0	A
Discover Energy	Smart Saver	\$1,715	\$1,477	\$238	D
Amber Electric	Amber Plan	\$1,758	\$1,581	\$176	C
Tango Energy	Blue	\$1,768	\$1,768	\$0	A
Diamond Energy	Renewable Saver	\$1,786	\$1,522	\$264	C
Red Energy	Living Energy Saver	\$1,826	\$1,546	\$280	C
Dodo Power & Gas	Market offer	\$1,907	\$1,432	\$475	C

50% GP

Retailer	Offer	Annual bill w/50% GP	Annual bill w/out GP	Annual extra cost of 50% GP	Type
ReAmped Energy	Handshake	\$1,269	\$1,173	\$96	C
Momentum Energy	Self Serve	\$1,416	\$1,297	\$119	D
Powershop	Carbon Neutral	\$1,435	\$1,345	\$90	D
Energy Locals	Online Member	\$1,440	\$1,346	\$94	C
Origin Energy	Home Assist Variable	\$1,442	\$1,375	\$67	C
Diamond Energy	Renewable Saver	\$1,654	\$1,522	\$132	C

10% GP

Retailer	Offer	Annual bill w/10% GP	Annual bill w/out GP	Annual extra cost of 50% GP	Type
OVO Energy	The One Plan Green	\$1,279	\$1,279	\$0	A
Lumo Energy	Value	\$1,305	\$1,273	\$32	D
Momentum Energy	Self Serve	\$1,321	\$1,297	\$24	D
Powershop	Carbon Neutral	\$1,363	\$1,345	\$18	D
Energy Locals	Online Member	\$1,365	\$1,346	\$19	C
EnergyAustralia	Total Plan Home	\$1,399	\$1,375	\$24	D
Dodo Power & Gas	Market offer	\$1,480	\$1,432	\$48	C
Discover Energy	Smart Saver	\$1,501	\$1,477	\$24	D

Ausnet, VIC (4,800 kWh/annum)

100% GP

Retailer	Offer	Annual bill w/100% GP	Annual bill w/out GP	Annual extra cost of 100% GP	Type
ReAmped Energy	Handshake	\$1,526	\$1,334	\$192	C
OVO Energy	The One Plan	\$1,679	\$1,442	\$238	C
Powershop	Carbon Neutral	\$1,686	\$1,507	\$180	D
Momentum Energy	Self Serve	\$1,701	\$1,463	\$238	D
Origin Energy	Home Assist Variable	\$1,725	\$1,590	\$134	C
AGL	Value Saver	\$1,742	\$1,531	\$211	C
Energy Locals	Online Member	\$1,763	\$1,576	\$187	C
EnergyAustralia	Total Plan Home	\$1,771	\$1,533	\$238	D
GloBird Energy	GloGreen	\$1,863	\$1,863	\$0	A
Amber Electric	Amber Plan	\$1,933	\$1,757	\$176	C
Tango Energy	Blue	\$1,949	\$1,949	\$0	A
Discover Energy	Smart Saver	\$1,955	\$1,717	\$238	D
Diamond Energy	Renewable Saver	\$1,959	\$1,695	\$264	C
Red Energy	Living Energy Saver	\$1,998	\$1,719	\$280	C
Dodo Power & Gas	Market offer	\$2,103	\$1,628	\$475	C

50% GP

Retailer	Offer	Annual bill w/50% GP	Annual bill w/out GP	Annual extra cost of 50% GP	Type
ReAmped Energy	Handshake	\$1,430	\$1,334	\$96	C
Momentum Energy	Self Serve	\$1,582	\$1,463	\$119	D
Powershop	Carbon Neutral	\$1,596	\$1,507	\$90	D
Origin Energy	Home Assist Variable	\$1,657	\$1,590	\$67	C
Energy Locals	Online Member	\$1,669	\$1,576	\$94	C
Diamond Energy	Renewable Saver	\$1,827	\$1,695	\$132	C

10% GP

Retailer	Offer	Annual bill w/10% GP	Annual bill w/out GP	Annual extra cost of 50% GP	Type
OVO Energy	The One Plan Green	\$1,442	\$1,442	\$0	A
Lumo Energy	Value	\$1,462	\$1,431	\$31	D
Momentum Energy	Self Serve	\$1,487	\$1,463	\$24	D
Powershop	Carbon Neutral	\$1,525	\$1,507	\$18	D
EnergyAustralia	Total Plan Home	\$1,557	\$1,533	\$24	D
Energy Locals	Online Member	\$1,594	\$1,576	\$19	C
Dodo Power & Gas	Market offer	\$1,676	\$1,628	\$48	C
Discover Energy	Smart Saver	\$1,741	\$1,717	\$24	D

Jemena, VIC (4,800 kWh/annum)

100% GP

Retailer	Offer	Annual bill w/100% GP	Annual bill w/out GP	Annual extra cost of 100% GP	Type
ReAmped Energy	Handshake	\$1,327	\$1,135	\$192	C
Powershop	Carbon Neutral	\$1,473	\$1,294	\$180	D
Origin Energy	Flexi Rate ePlus	\$1,477	\$1,343	\$134	C
OVO Energy	The One Plan	\$1,480	\$1,242	\$238	C
Momentum Energy	Self Serve	\$1,489	\$1,251	\$238	D
Energy Locals	Online Member	\$1,503	\$1,316	\$187	C
AGL	Value Saver	\$1,555	\$1,344	\$211	C
EnergyAustralia	Total Plan Home	\$1,580	\$1,343	\$238	D
GloBird Energy	GloGreen	\$1,646	\$1,646	\$0	A
Amber Electric	Amber Plan	\$1,719	\$1,542	\$176	C
Diamond Energy	Renewable Saver	\$1,751	\$1,487	\$264	C
Discover Energy	Smart Saver	\$1,757	\$1,519	\$238	D
Tango Energy	Blue	\$1,758	\$1,758	\$0	A
Red Energy	Living Energy Saver	\$1,780	\$1,500	\$280	C
Dodo Power & Gas	Market offer	\$1,842	\$1,367	\$475	C

50% GP

Retailer	Offer	Annual bill w/50% GP	Annual bill w/out GP	Annual extra cost of 50% GP	Type
ReAmped Energy	Handshake	\$1,231	\$1,135	\$96	C
Momentum Energy	Self Serve	\$1,370	\$1,251	\$119	D
Powershop	Carbon Neutral	\$1,384	\$1,294	\$90	D
Energy Locals	Online Member	\$1,409	\$1,316	\$94	C
Origin Energy	Flexi Rate ePlus	\$1,410	\$1,343	\$67	C
Diamond Energy	Renewable Saver	\$1,619	\$1,487	\$132	C

10% GP

Retailer	Offer	Annual bill w/10% GP	Annual bill w/out GP	Annual extra cost of 50% GP	Type
OVO Energy	The One Plan Green	\$1,242	\$1,242	\$0	A
Lumo Energy	Value	\$1,251	\$1,220	\$32	D
Momentum Energy	Self Serve	\$1,275	\$1,251	\$24	D
Powershop	Carbon Neutral	\$1,312	\$1,294	\$18	D
Energy Locals	Online Member	\$1,335	\$1,316	\$19	C
EnergyAustralia	Total Plan Home	\$1,366	\$1,343	\$24	D
Dodo Power & Gas	Market offer	\$1,415	\$1,367	\$48	C
Discover Energy	Smart Saver	\$1,543	\$1,519	\$24	D

United Energy, VIC (4,800 kWh/annum)

100% GP

Retailer	Offer	Annual bill w/100% GP	Annual bill w/out GP	Annual extra cost of 100% GP	Type
ReAmped Energy	Handshake	\$1,248	\$1,056	\$192	C
Origin Energy	Flexi Rate ePlus	\$1,422	\$1,288	\$134	C
Momentum Energy	Self Serve	\$1,423	\$1,185	\$238	D
Energy Locals	Online Member	\$1,446	\$1,259	\$187	C
OVO Energy	The One Plan	\$1,456	\$1,218	\$238	C
Powershop	Carbon Neutral	\$1,459	\$1,279	\$180	D
AGL	Value Saver	\$1,525	\$1,314	\$211	C
EnergyAustralia	Total Plan Home	\$1,525	\$1,288	\$238	D
GloBird Energy	GloGreen	\$1,605	\$1,605	\$0	A
Amber Electric	Amber Plan	\$1,654	\$1,478	\$176	C
Diamond Energy	Renewable Saver	\$1,661	\$1,397	\$264	C
Discover Energy	Smart Saver	\$1,682	\$1,444	\$238	D
Red Energy	Living Energy Saver	\$1,721	\$1,442	\$280	C
Tango Energy	Blue	\$1,780	\$1,780	\$0	A
Dodo Power & Gas	Market offer	\$1,816	\$1,341	\$475	C

50% GP

Retailer	Offer	Annual bill w/50% GP	Annual bill w/out GP	Annual extra cost of 50% GP	Type
ReAmped Energy	Handshake	\$1,152	\$1,056	\$96	C
Momentum Energy	Self Serve	\$1,304	\$1,185	\$119	D
Energy Locals	Online Member	\$1,353	\$1,259	\$94	C
Origin Energy	Flexi Rate ePlus	\$1,355	\$1,288	\$67	C
Powershop	Carbon Neutral	\$1,369	\$1,279	\$90	D

Diamond Energy	Renewable Saver	\$1,529	\$1,397	\$132	C
10% GP					
Retailer	Offer	Annual bill w/10% GP	Annual bill w/out GP	Annual extra cost of 50% GP	Type
Momentum Energy	Self Serve	\$1,209	\$1,185	\$24	D
OVO Energy	The One Plan Green	\$1,218	\$1,218	\$0	A
Lumo Energy	Value	\$1,229	\$1,197	\$32	D
Energy Locals	Online Member	\$1,278	\$1,259	\$19	C
Powershop	Carbon Neutral	\$1,297	\$1,279	\$18	D
EnergyAustralia	Total Plan Home	\$1,311	\$1,288	\$24	D
Dodo Power & Gas	Market offer	\$1,389	\$1,341	\$48	C
Discover Energy	Smart Saver	\$1,468	\$1,444	\$24	D

AusGrid, NSW (7,200 kWh/annum)

100% GP					
Retailer	Offer	Annual bill w/100% GP	Annual bill w/out GP	Annual extra cost of 100% GP	Type
Tango Energy	Blue	\$1,990	\$1,990	\$0	A
Origin Energy	Flexi Rate ePlus	\$1,994	\$1,792	\$202	C
ReAmped Energy	Advance	\$2,006	\$1,718	\$288	C
AGL	Value Saver	\$2,080	\$1,763	\$317	C
Energy Locals	Online Member	\$2,088	\$1,807	\$281	C
Radian Energy	The Simple Switch	\$2,105	\$2,105	\$0	A
Momentum Energy	Self Serve	\$2,124	\$1,767	\$356	D
OVO Energy	The One Plan	\$2,139	\$1,783	\$356	C
Powershop	Carbon neutral	\$2,162	\$1,892	\$269	D
Nectr	GreenPower	\$2,186	\$2,186	\$0	A
EnergyAustralia	Total Plan Home	\$2,196	\$1,839	\$356	D
Discover Energy	Smart Saver	\$2,217	\$1,861	\$356	D
Red Energy	Living Energy Saver	\$2,316	\$1,896	\$420	C
Amber Electric	Amber Plan	\$2,400	\$2,135	\$264	C
Diamond Energy	Renewable Saver	\$2,438	\$2,042	\$396	C
Enova Energy	Community Plus	\$2,532	\$2,231	\$301	C
Dodo Power & Gas	Market offer	\$2,571	\$1,858	\$713	C
GloBird Energy	GloGreen	\$2,906	\$2,906	\$0	A
50% GP					
Retailer	Offer	Annual bill w/50% GP	Annual bill w/out GP	Annual extra cost of 50% GP	Type
ReAmped Energy	Advance	\$1,862	\$1,718	\$144	C

Origin Energy	Flexi Rate ePlus	\$1,893	\$1,792	\$101	C
Momentum Energy	Self Serve	\$1,945	\$1,767	\$178	D
Energy Locals	Online Member	\$1,947	\$1,807	\$140	C
Powershop	Carbon neutral	\$2,027	\$1,892	\$135	D
Diamond Energy	Renewable Saver	\$2,240	\$2,042	\$198	C
10% GP					
Retailer	Offer	Annual bill w/10% GP	Annual bill w/out GP	Annual extra cost of 50% GP	Type
OVO Energy	The One Plan Green	\$1,783	\$1,783	\$0	A
Momentum Energy	Self Serve	\$1,803	\$1,767	\$36	D
Energy Locals	Online Member	\$1,835	\$1,807	\$28	C
EnergyAustralia	Total Plan Home	\$1,875	\$1,839	\$36	D
Discover Energy	Smart Saver	\$1,897	\$1,861	\$36	D
Powershop	Carbon neutral	\$1,919	\$1,892	\$27	D
Dodo Power & Gas	Market offer	\$1,929	\$1,858	\$71	C

Endeavour, NSW (7,200 kWh/annum)					
100% GP					
Retailer	Offer	Annual bill w/100% GP	Annual bill w/out GP	Annual extra cost of 100% GP	Type
Origin Energy	Flexi Rate ePlus	\$1,989	\$1,788	\$202	C
ReAmped Energy	Advance	\$2,040	\$1,752	\$288	C
Tango Energy	Blue	\$2,054	\$2,054	\$0	A
Radian Energy	The Simple Switch	\$2,061	\$2,061	\$0	A
Energy Locals	Online Member	\$2,077	\$1,796	\$281	C
Momentum Energy	Self Serve	\$2,079	\$1,723	\$356	D
Nectr	Friends Green	\$2,106	\$2,106	\$0	A
Powershop	Carbon neutral	\$2,111	\$1,841	\$269	D
AGL	Value Saver	\$2,152	\$1,835	\$317	C
OVO Energy	The One Plan	\$2,161	\$1,804	\$356	C
Discover Energy	Smart Saver	\$2,166	\$1,809	\$356	D
EnergyAustralia	Total Plan Home	\$2,216	\$1,860	\$356	D
Red Energy	Living Energy Saver	\$2,384	\$1,964	\$420	C
Diamond Energy	Renewable Saver	\$2,390	\$1,994	\$396	C
Amber Electric	Amber Plan	\$2,391	\$2,126	\$264	C
Enova Energy	Community Plus	\$2,455	\$2,154	\$301	C
Dodo Power & Gas	Market offer	\$2,561	\$1,848	\$713	C
GloBird Energy	GloGreen	\$2,847	\$2,847	\$0	A
50% GP					

Retailer	Offer	Annual bill w/50% GP	Annual bill w/out GP	Annual extra cost of 50% GP	Type
Origin Energy	Flexi Rate ePlus	\$1,888	\$1,788	\$101	C
ReAmped Energy	Advance	\$1,896	\$1,752	\$144	C
Momentum Energy	Self Serve	\$1,901	\$1,723	\$178	D
Energy Locals	Online Member	\$1,937	\$1,796	\$140	C
Powershop	Carbon neutral	\$1,976	\$1,841	\$135	D
Diamond Energy	Renewable Saver	\$2,192	\$1,994	\$198	C

10% GP

Retailer	Offer	Annual bill w/10% GP	Annual bill w/out GP	Annual extra cost of 50% GP	Type
Momentum Energy	Self Serve	\$1,759	\$1,723	\$36	D
OVO Energy	The One Plan Green	\$1,804	\$1,804	\$0	A
Energy Locals	Online Member	\$1,825	\$1,796	\$28	C
Discover Energy	Smart Saver	\$1,845	\$1,809	\$36	D
Powershop	Carbon neutral	\$1,868	\$1,841	\$27	D
EnergyAustralia	Total Plan Home	\$1,896	\$1,860	\$36	D
Dodo Power & Gas	Market offer	\$1,919	\$1,848	\$71	C

Essential, NSW (7,200 kWh/annum)

100% GP

Retailer	Offer	Annual bill w/100% GP	Annual bill w/out GP	Annual extra cost of 100% GP	Type
Momentum Energy	Self Serve	\$2,079	\$1,723	\$356	D
Origin Energy	Flexi Rate ePlus	\$2,380	\$2,178	\$202	C
ReAmped Energy	Advance	\$2,445	\$2,157	\$288	C
Nectr	Friends Green	\$2,464	\$2,464	\$0	A
Tango Energy	Blue	\$2,477	\$2,477	\$0	A
Energy Locals	Online Member	\$2,511	\$2,230	\$281	C
AGL	Value Saver	\$2,525	\$2,208	\$317	C
Radian Energy	The Simple Switch	\$2,552	\$2,552	\$0	A
Powershop	Carbon neutral	\$2,576	\$2,306	\$269	D
OVO Energy	The One Plan	\$2,577	\$2,221	\$356	C
Discover Energy	Smart Saver	\$2,593	\$2,237	\$356	D
EnergyAustralia	Total Plan Home	\$2,611	\$2,254	\$356	D
Red Energy	Living Energy Saver	\$2,689	\$2,269	\$420	C
Amber Electric	Amber Plan	\$2,850	\$2,586	\$264	C
Diamond Energy	Renewable Saver	\$2,851	\$2,455	\$396	C
Enova Energy	Community Plus	\$2,872	\$2,571	\$301	C
Dodo Power & Gas	Market offer	\$3,051	\$2,338	\$713	C

GloBird Energy	GloGreen	\$3,384	\$3,384	\$0	A
50% GP					
Retailer	Offer	Annual bill w/50% GP	Annual bill w/out GP	Annual extra cost of 50% GP	Type
Momentum Energy	Self Serve	\$1,901	\$1,723	\$178	D
Origin Energy	Flexi Rate ePlus	\$2,279	\$2,178	\$101	C
ReAmped Energy	Advance	\$2,301	\$2,157	\$144	C
Energy Locals	Online Member	\$2,371	\$2,230	\$140	C
Powershop	Carbon neutral	\$2,441	\$2,306	\$135	D
Diamond Energy	Renewable Saver	\$2,653	\$2,455	\$198	C
10% GP					
Retailer	Offer	Annual bill w/10% GP	Annual bill w/out GP	Annual extra cost of 50% GP	Type
Momentum Energy	Self Serve	\$1,759	\$1,723	\$36	D
OVO Energy	The One Plan Green	\$2,221	\$2,221	\$0	A
Energy Locals	Online Member	\$2,259	\$2,230	\$28	C
Discover Energy	Smart Saver	\$2,273	\$2,237	\$36	D
EnergyAustralia	Total Plan Home	\$2,290	\$2,254	\$36	D
Powershop	Carbon neutral	\$2,333	\$2,306	\$27	D
Dodo Power & Gas	Market offer	\$2,409	\$2,338	\$71	C

Energex, QLD (8,000 kWh/annum)					
100% GP					
Retailer	Offer	Annual bill w/100% GP	Annual bill w/out GP	Annual extra cost of 100% GP	Type
Origin Energy	Flexi Rate ePlus	\$2,026	\$1,802	\$224	C
Radian Energy	The Simple Switch	\$2,084	\$2,084	\$0	A
AGL	Value Saver	\$2,138	\$1,786	\$352	C
ReAmped Energy	Advance	\$2,147	\$1,827	\$320	C
Energy Locals	Online Member	\$2,228	\$1,916	\$312	C
Nectr	Friends Green	\$2,256	\$2,256	\$0	A
OVO Energy	The One Plan	\$2,262	\$1,866	\$396	C
Momentum Energy	Self Serve	\$2,275	\$1,879	\$396	D
EnergyAustralia	Total Plan Home	\$2,335	\$1,939	\$396	D
Discover Energy	Smart Saver	\$2,343	\$1,947	\$396	D
Amber Electric	Amber Plan	\$2,398	\$2,105	\$294	C
Red Energy	Living Energy Saver	\$2,477	\$2,011	\$466	C
Enova Energy	Community Plus	\$2,499	\$2,165	\$334	C
Diamond Energy	Renewable Saver	\$2,509	\$2,069	\$440	C
Powershop	Carbon neutral	\$2,564	\$2,264	\$299	D

Dodo Power & Gas	Market offer	\$2,643	\$1,851	\$792	C
GloBird Energy	GloGreen	\$3,210	\$3,210	\$0	A
50% GP					
Retailer	Offer	Annual bill w/50% GP	Annual bill w/out GP	Annual extra cost of 50% GP	Type
Origin Energy	Flexi Rate ePlus	\$1,914	\$1,802	\$112	C
ReAmped Energy	Advance	\$1,987	\$1,827	\$160	C
Energy Locals	Online Member	\$2,072	\$1,916	\$156	C
Momentum Energy	Self Serve	\$2,077	\$1,879	\$198	D
Diamond Energy	Renewable Saver	\$2,289	\$2,069	\$220	C
Powershop	Carbon neutral	\$2,414	\$2,264	\$150	D
10% GP					
Retailer	Offer	Annual bill w/10% GP	Annual bill w/out GP	Annual extra cost of 50% GP	Type
OVO Energy	The One Plan Green	\$1,866	\$1,866	\$0	A
Momentum Energy	Self Serve	\$1,919	\$1,879	\$40	D
Dodo Power & Gas	Market offer	\$1,931	\$1,851	\$79	C
Energy Locals	Online Member	\$1,947	\$1,916	\$31	C
EnergyAustralia	Total Plan Home	\$1,979	\$1,939	\$40	D
Discover Energy	Smart Saver	\$1,987	\$1,947	\$40	D
Powershop	Carbon neutral	\$2,294	\$2,264	\$30	D

SA Power Networks, SA (6,000 kWh/annum)					
100% GP					
Retailer	Offer	Annual bill w/100% GP	Annual bill w/out GP	Annual extra cost of 100% GP	Type
ReAmped Energy	Advance	\$2,046	\$1,806	\$240	C
Discover Energy	Smart Saver	\$2,102	\$1,805	\$297	D
Origin Energy	Value	\$2,115	\$1,947	\$168	C
Energy Locals	Online Member	\$2,182	\$1,948	\$234	C
Powershop	Carbon neutral	\$2,222	\$1,997	\$224	D
OVO Energy	The One Plan	\$2,255	\$1,958	\$297	C
Momentum Energy	Self Serve	\$2,369	\$2,072	\$297	D
Diamond Energy	Renewable Saver	\$2,475	\$2,145	\$330	C
AGL	Value Saver	\$2,513	\$2,249	\$264	C
Amber Electric	Amber Plan	\$2,520	\$2,299	\$220	C
GloBird Energy	GloGreen	\$2,530	\$2,530	\$0	A
EnergyAustralia	Total Plan Home	\$2,564	\$2,267	\$297	D
Red Energy	Living Energy Saver	\$2,731	\$2,381	\$350	C
Dodo Power & Gas	Market offer	\$2,910	\$2,316	\$594	C

50% GP					
Retailer	Offer	Annual bill w/50% GP	Annual bill w/out GP	Annual extra cost of 50% GP	Type
ReAmped Energy	Advance	\$1,926	\$1,806	\$120	C
Origin Energy	Value	\$2,031	\$1,947	\$84	C
Energy Locals	Online Member	\$2,065	\$1,948	\$117	C
Powershop	Carbon neutral	\$2,110	\$1,997	\$112	D
Momentum Energy	Self Serve	\$2,220	\$2,072	\$149	D
Diamond Energy	Renewable Saver	\$2,310	\$2,145	\$165	C
10% GP					
Retailer	Offer	Annual bill w/10% GP	Annual bill w/out GP	Annual extra cost of 50% GP	Type
Discover Energy	Smart Saver	\$1,835	\$1,805	\$30	D
OVO Energy	The One Plan Green	\$1,958	\$1,958	\$0	A
Energy Locals	Online Member	\$1,971	\$1,948	\$23	C
Powershop	Carbon neutral	\$2,020	\$1,997	\$22	D
Momentum Energy	Self Serve	\$2,102	\$2,072	\$30	D
Lumo Energy	Basic	\$2,236	\$2,197	\$40	D
EnergyAustralia	Total Plan Home	\$2,297	\$2,267	\$30	D
Dodo Power & Gas	Market offer	\$2,375	\$2,316	\$59	C

Appendix B: List of GP offers included in analysis

Appendix B lists all GP offers (single rate only) available as of mid-April 2022 that have been included in the analysis for this report.

State	Network	Effective from	Retailer	Name of offer
VIC	CitiPower	1/12/21	AGL	Value Saver
VIC	CitiPower	1/1/22	Amber Electric	Amber Plan
VIC	CitiPower	2/2/22	Diamond Energy	Renewable Saver
VIC	CitiPower	1/1/22	Discover Energy	Smart Saver
VIC	CitiPower	16/12/21	Dodo Power & Gas	Market offer
VIC	CitiPower	1/3/22	Energy Locals	Online Member
VIC	CitiPower	17/3/22	EnergyAustralia	Total Plan Home
VIC	CitiPower	2/4/22	GloBird Energy	GloGreen
VIC	CitiPower	19/1/22	Lumo Energy	Value
VIC	CitiPower	20/1/22	Momentum Energy	Self Serve
VIC	CitiPower	30/3/22	Origin Energy	Flexi Rate ePlus
VIC	CitiPower	5/8/21	OVO Energy	The One Plan
VIC	CitiPower	5/8/21	OVO Energy	The One Plan Green
VIC	CitiPower	1/2/22	Powershop	Carbon Neutral
VIC	CitiPower	5/4/22	ReAmped Energy	Handshake
VIC	CitiPower	19/1/22	Red Energy	Living Energy Saver
VIC	CitiPower	1/9/21	Tango Energy	Blue
VIC	Powercor	1/12/21	AGL	Value Saver
VIC	Powercor	1/1/22	Amber Electric	Amber Plan
VIC	Powercor	1/2/22	Diamond Energy	Renewable Saver
VIC	Powercor	1/1/22	Discover Energy	Smart Saver
VIC	Powercor	16/12/21	Dodo Power & Gas	Market offer
VIC	Powercor	1/3/22	Energy Locals	Online Member
VIC	Powercor	17/3/22	EnergyAustralia	Total Plan Home
VIC	Powercor	2/4/22	GloBird Energy	GloGreen
VIC	Powercor	19/1/22	Lumo Energy	Value
VIC	Powercor	20/1/22	Momentum Energy	Self Serve
VIC	Powercor	30/3/22	Origin Energy	Home Assist Variable
VIC	Powercor	5/8/21	OVO Energy	The One Plan
VIC	Powercor	5/8/21	OVO Energy	The One Plan Green
VIC	Powercor	1/2/22	Powershop	Carbon Neutral
VIC	Powercor	5/4/22	ReAmped Energy	Handshake
VIC	Powercor	19/1/22	Red Energy	Living Energy Saver
VIC	Powercor	1/9/21	Tango Energy	Blue
VIC	AusNet Services	1/12/21	AGL	Value Saver

VIC	AusNet Services	1/1/22	Amber Electric	Amber Plan
VIC	AusNet Services	1/2/22	Diamond Energy	Renewable Saver
VIC	AusNet Services	1/1/22	Discover Energy	Smart Saver
VIC	AusNet Services	16/12/21	Dodo Power & Gas	Market offer
VIC	AusNet Services	1/3/22	Energy Locals	Online Member
VIC	AusNet Services	17/3/22	EnergyAustralia	Total Plan Home
VIC	AusNet Services	2/4/22	GloBird Energy	GloGreen
VIC	AusNet Services	19/1/22	Lumo Energy	Value
VIC	AusNet Services	20/1/22	Momentum Energy	Self Serve
VIC	AusNet Services	30/3/22	Origin Energy	Home Assist Variable
VIC	AusNet Services	5/8/21	OVO Energy	The One Plan
VIC	AusNet Services	5/8/21	OVO Energy	The One Plan Green
VIC	AusNet Services	1/2/22	Powershop	Carbon Neutral
VIC	AusNet Services	30/3/22	ReAmped Energy	Handshake
VIC	AusNet Services	19/1/22	Red Energy	Living Energy Saver
VIC	AusNet Services	1/9/21	Tango Energy	Blue
VIC	Jemena Network	1/12/21	AGL	Value Saver
VIC	Jemena Network	1/1/22	Amber Electric	Amber Plan
VIC	Jemena Network	1/2/22	Diamond Energy	Renewable Saver
VIC	Jemena Network	1/1/22	Discover Energy	Smart Saver
VIC	Jemena Network	16/12/21	Dodo Power & Gas	Market offer
VIC	Jemena Network	1/3/22	Energy Locals	Online Member
VIC	Jemena Network	17/3/22	EnergyAustralia	Total Plan Home
VIC	Jemena Network	1/4/22	GloBird Energy	GloGreen
VIC	Jemena Network	19/1/22	Lumo Energy	Value
VIC	Jemena Network	20/1/22	Momentum Energy	Self Serve
VIC	Jemena Network	30/3/22	Origin Energy	Flexi Rate ePlus
VIC	Jemena Network	5/8/21	OVO Energy	The One Plan
VIC	Jemena Network	5/8/21	OVO Energy	The One Plan Green
VIC	Jemena Network	1/2/22	Powershop	Carbon Neutral
VIC	Jemena Network	18/2/22	ReAmped Energy	Handshake
VIC	Jemena Network	19/1/22	Red Energy	Living Energy Saver
VIC	Jemena Network	1/9/21	Tango Energy	Blue
VIC	United Energy	1/12/21	AGL	Value Saver
VIC	United Energy	1/1/22	Amber Electric	Amber Plan
VIC	United Energy	1/2/22	Diamond Energy	Renewable Saver
VIC	United Energy	1/1/22	Discover Energy	Smart Saver
VIC	United Energy	16/12/21	Dodo Power & Gas	Market offer
VIC	United Energy	1/3/22	Energy Locals	Online Member
VIC	United Energy	17/3/22	EnergyAustralia	Total Plan Home
VIC	United Energy	2/4/22	GloBird Energy	GloGreen
VIC	United Energy	19/1/22	Lumo Energy	Value

VIC	United Energy	20/1/22	Momentum Energy	Self Serve
VIC	United Energy	30/3/22	Origin Energy	Flexi Rate ePlus
VIC	United Energy	5/8/21	OVO Energy	The One Plan
VIC	United Energy	5/8/21	OVO Energy	The One Plan Green
VIC	United Energy	1/2/22	Powershop	Carbon Neutral
VIC	United Energy	5/4/22	ReAmped Energy	Handshake
VIC	United Energy	19/1/22	Red Energy	Living Energy Saver
VIC	United Energy	1/9/21	Tango Energy	Blue
NSW	Ausgrid	4/4/22	AGL	Value Saver
NSW	Ausgrid	1/7/21	Amber Electric	Amber Plan
NSW	Ausgrid	2/8/21	Diamond Energy	Renewable Saver
NSW	Ausgrid	1/7/21	Discover Energy	Smart Saver
NSW	Ausgrid	3/3/22	Dodo Power & Gas	Market offer
NSW	Ausgrid	19/11/21	Energy Locals	Online Member
NSW	Ausgrid	17/3/22	EnergyAustralia	Total Plan Home
NSW	Ausgrid	1/9/21	Enova Energy	Community Plus
NSW	Ausgrid	30/3/22	GloBird Energy	GloGreen
NSW	Ausgrid	31/3/22	Momentum Energy	Self Serve
NSW	Ausgrid	16/3/22	Nectr	GreenPower
NSW	Ausgrid	28/2/22	Origin Energy	Flexi Rate ePlus
NSW	Ausgrid	29/3/22	OVO Energy	The One Plan
NSW	Ausgrid	29/3/22	OVO Energy	The One Plan Green
NSW	Ausgrid	1/2/22	Powershop	Carbon neutral
NSW	Ausgrid	18/3/22	Radian Energy	The Simple Switch Renewable
NSW	Ausgrid	1/3/22	ReAmped Energy	Advance
NSW	Ausgrid	23/11/21	Red Energy	Living Energy Saver
NSW	Ausgrid	17/2/21	Tango Energy	Blue
NSW	Endeavour	4/4/22	AGL	Value Saver
NSW	Endeavour	1/7/21	Amber Electric	Amber Plan
NSW	Endeavour	2/8/21	Diamond Energy	Renewable Saver
NSW	Endeavour	1/7/21	Discover Energy	Smart Saver
NSW	Endeavour	3/3/22	Dodo Power & Gas	Market offer
NSW	Endeavour	19/11/21	Energy Locals	Online Member
NSW	Endeavour	17/3/22	EnergyAustralia	Total Plan Home
NSW	Endeavour	1/9/21	Enova Energy	Community Plus
NSW	Endeavour	30/3/22	GloBird Energy	GloGreen
NSW	Endeavour	31/3/22	Momentum Energy	Self Serve
NSW	Endeavour	16/3/22	Nectr	Friends Green
NSW	Endeavour	30/3/22	Origin Energy	Flexi Rate ePlus
NSW	Endeavour	29/3/22	OVO Energy	The One Plan
NSW	Endeavour	29/3/22	OVO Energy	The One Plan Green

NSW	Endeavour	1/2/22	Powershop	Carbon neutral
NSW	Endeavour	18/3/22	Radian Energy	The Simple Switch Renewable
NSW	Endeavour	18/2/22	ReAmped Energy	Advance
NSW	Endeavour	23/11/21	Red Energy	Living Energy Saver
NSW	Endeavour	19/10/20	Tango Energy	Blue
NSW	Essential Energy	4/4/22	AGL	Value Saver
NSW	Essential Energy	1/7/21	Amber Electric	Amber Plan
NSW	Essential Energy	2/8/21	Diamond Energy	Renewable Saver
NSW	Essential Energy	1/7/21	Discover Energy	Smart Saver
NSW	Essential Energy	3/3/22	Dodo Power & Gas	Market offer
NSW	Essential Energy	19/11/21	Energy Locals	Online Member
NSW	Essential Energy	17/3/22	EnergyAustralia	Total Plan Home
NSW	Essential Energy	1/9/21	Enova Energy	Community Plus
NSW	Essential Energy	30/3/22	GloBird Energy	GloGreen
NSW	Essential Energy	31/3/22	Momentum Energy	Self Serve
NSW	Essential Energy	16/3/22	Nectr	Friends Green
NSW	Essential Energy	30/3/22	Origin Energy	Flexi Rate ePlus
NSW	Essential Energy	29/3/22	OVO Energy	The One Plan
NSW	Essential Energy	29/3/22	OVO Energy	The One Plan Green
NSW	Essential Energy	1/2/22	Powershop	Carbon neutral
NSW	Essential Energy	18/3/22	Radian Energy	The Simple Switch Renewable
NSW	Essential Energy	18/2/22	ReAmped Energy	Advance
NSW	Essential Energy	23/11/21	Red Energy	Living Energy Saver
NSW	Essential Energy	19/10/20	Tango Energy	Blue
QLD	Energex	4/4/22	AGL	Value Saver
QLD	Energex	1/7/21	Amber Electric	Amber Plan
QLD	Energex	2/8/21	Diamond Energy	Renewable Saver
QLD	Energex	1/7/21	Discover Energy	Smart Saver
QLD	Energex	3/3/22	Dodo Power & Gas	Market offer
QLD	Energex	19/11/21	Energy Locals	Online Member
QLD	Energex	17/3/22	EnergyAustralia	Total Plan Home
QLD	Energex	1/9/21	Enova Energy	Community Plus
QLD	Energex	30/3/22	GloBird Energy	GloGreen
QLD	Energex	2/12/21	Momentum Energy	Self Serve
QLD	Energex	16/3/22	Nectr	Friends Green
QLD	Energex	9/2/22	Origin Energy	Flexi Rate ePlus
QLD	Energex	29/3/22	OVO Energy	The One Plan
QLD	Energex	29/3/22	OVO Energy	The One Plan Green
QLD	Energex	1/2/22	Powershop	Carbon neutral
QLD	Energex	18/3/22	Radian Energy	The Simple Switch Renewable

QLD	Energex	18/2/22	ReAmped Energy	Advance
QLD	Energex	1/7/21	Red Energy	Living Energy Saver
SA	SA Power Networks	4/4/22	AGL	Value Saver
SA	SA Power Networks	1/7/21	Amber Electric	Amber Plan
SA	SA Power Networks	2/8/21	Diamond Energy	Renewable Saver
SA	SA Power Networks	1/7/21	Discover Energy	Smart Saver
SA	SA Power Networks	4/4/22	Dodo Power & Gas	Market offer
SA	SA Power Networks	19/11/21	Energy Locals	Online Member
SA	SA Power Networks	13/1/22	EnergyAustralia	Total Plan Home
SA	SA Power Networks	30/3/22	GloBird Energy	GloGreen
SA	SA Power Networks	18/8/21	Lumo Energy	Basic
SA	SA Power Networks	31/3/22	Momentum Energy	Self Serve
SA	SA Power Networks	7/12/21	Origin Energy	Value
SA	SA Power Networks	29/3/22	OVO Energy	The One Plan
SA	SA Power Networks	29/3/22	OVO Energy	The One Plan Green
SA	SA Power Networks	1/2/22	Powershop	Carbon neutral
SA	SA Power Networks	18/2/22	ReAmped Energy	Advance
SA	SA Power Networks	1/7/21	Red Energy	Living Energy Saver